




# PARTS & ACCESSORIES CATALOGUE 2024 V2



Please refer to our website to view the most  
up-to-date version of this catalogue:  
[www.asnu.com/downloads](http://www.asnu.com/downloads)

**ASNU Corporation Europe Ltd**  
Tel: +44 (0) 208 420 4494  
E-mail: [orders@asnu.com](mailto:orders@asnu.com) Web: [www.asnu.com](http://www.asnu.com)

# TABLE OF CONTENTS

General Index - Fuel Injectors & Testing Adapters.....	Pages 2-10
Specialized Guide - Top Feed Injectors .....	Pages 11-50
Specialized Guide - Side Feed Injectors .....	Pages 51-64
Gasoline Direct Injectors (GDI) .....	Pages 65-103
Piezo Injectors .....	Pages 104-105
Machine Adapter Boxes.....	Pages 106-110
ASNU Machine - Adapters, Spares & Accessories .....	Pages 111-125
Warranty Disclaimer.....	Page 126
Index.....	Pages 127-129

# FUEL INJECTOR INDEX

## ADAPTERS & COMPONENTS

### IMPORTANT

MANY INJECTORS LOOK ALIKE. THE ILLUSTRATIONS SHOWN IN THIS CATALOG ARE THE BEST POSSIBLE REPRESENTATIONS & SHOULD BE USED ONLY AS A GUIDE.

PRIOR TO SELECTING INJECTOR COMPONENTS, & BEFORE DISASSEMBLING, ALWAYS INSPECT THE INJECTOR TO BE SERVICED, THEN CAREFULLY MATCH & SELECT THE COMPONENTS WITH THE ILLUSTRATIONS.


FOR TECHNICAL ASSISTANCE PLEASE EMAIL: [enquiries@asnu.com](mailto:enquiries@asnu.com) OR CALL +44 (0) 2084204494



BOSCH TYPE  
EV1.3 BODY  
PAGE 12



GM MULTI-POR  
MULTEC  
PAGE 13




BOSCH K-JET  
MECHANICAL  
PAGE 14



HONDA  
KEIHIN STYLE  
PAGE 15



BOSCH D-JET  
EV1.0 BODY  
PAGE 16



BOSCH D-JET  
EV1.0 BODY  
PAGE 17



BOSCH CHIMNEY  
STYLE PINTLE CAP  
PAGE 18



BOSCH EV1.0  
FORD/MAZDA  
PAGE 19

# FUEL INJECTOR INDEX

## ADAPTERS & COMPONENTS



BOSCH EV1.0  
MAZDA  
PAGE 20



BOSCH EV1.0  
TOYOTA/MAZDA  
PAGE 21



BOSCH EV1.0  
MITSUBISHI/MAZDA  
PAGE 22



DENSO FORD /  
MAZDA / KIA  
PAGE 23



LUCAS  
PAGE 24



SAGEM  
PAGE 25



SIEMENS  
PAGE 26



SIEMENS  
PAGE 27



SIEMENS  
PAGE 28



WEBER MPI  
PAGE 29



DELPHI MPI  
PAGE 30



DELPHI MPI  
PAGE 31

# FUEL INJECTOR INDEX

## ADAPTERS & COMPONENTS



BOSCH EV6  
PAGE 32



BOSCH EV6  
PAGE 33



BOSCH EV6  
PAGE 34



BOSCH EV14  
PAGE 35



ASRAM TOYOTA  
PAGE 36



DENSO LEXUS  
PAGES 37



TOYOTA MULTIPORT  
PAGE 38



HONDA KEIHIN  
PAGE 39



HONDA KEIHIN  
PAGE 40



HONDA  
PAGE 41




DENSO  
PAGE 42



WEBER MULTIPORT  
PAGE 43

# FUEL INJECTOR INDEX

## ADAPTERS & COMPONENTS



SAGEM  
PAGE 44



TOYOTA SUZUKI  
MULTIPORT  
PAGE 45



SUZUKI MULTIPORT  
PAGE 46



MITSUBISHI  
MULTIPORT  
PAGE 47



TOYOTA MULTIPORT  
PAGE 48



GM  
PAGE 49



HONDA KEIHIN  
PAGE 50



VW MARELLI  
PAGE 51



JECS TYPE TOYOTA  
PAGE 52



JECS TYPE NISSAN  
PAGE 53



NISSAN SUBARU SPI  
PAGE 54



GM TBI MAXI  
PAGE 55

# FUEL INJECTOR INDEX

## ADAPTERS & COMPONENTS



GMI TBI 700 MULTEC  
DELPHI/ROCHESTER  
DAEWOO - PAGE 56



MAGNETTI MARELLI  
WEBER  
PAGE 57



NISSAN NAVARRA /  
PATHFINDER  
PAGE 58



MAZDA/FORD/DENSO  
PAGE 59



MAZDA/FORD/DENSO  
PAGE 60



EV8 BOSCH  
PAGE 61



CHRYSLER TBI BOSCH  
PAGE 62



GM TBI 700 MULTEC  
DELPHI/ROCHESTER  
PAGE 63



MAZDA FORD  
SIEMENS  
PAGE 64



NISSAN MICRA  
PAGE 65



MITSUBISHI HITACHI  
GDI  
PAGE 66



DENSO GDI  
PAGE 67

# FUEL INJECTOR INDEX


## ADAPTERS & COMPONENTS



CITROEN/PEUGEOT  
GDI SIEMENS  
PAGE 68



VAUXHALL/GM  
GDI SIEMENS  
PAGE 69



FORD GDI  
BOSCH  
PAGE 70



VW GDI  
BOSCH  
PAGE 71



GDI BOSCH  
PAGE 72



VW/AUDI GDI  
PAGE 73



BOSCH  
PAGE 74



GDI  
PAGE 75



SUBARU  
GDI  
PAGE 76



VW - GDI BOSCH  
PAGE 77



BMW GDI BOSCH  
PAGE 78



PORSCHE GDI  
PAGE 79



# FUEL INJECTOR INDEX

## ADAPTERS & COMPONENTS



PORSCHE GDI  
PAGE 80



DENSO GDI  
PAGE 81



MARELLI GDI  
PAGE 82



DENSO GDI  
PAGE 83



DELPHI GDI FOR  
GM/HYUNDAI/KIA  
PAGE 84



BMW GDI (B38)  
PAGE 85



BMW GDI (B48)  
PAGE 86



BOSCH HDEV6  
GDI  
PAGE 87



BOSCH GDI  
HYUNDAI/KIA  
PAGE 88



GM GDI  
PAGE 89



DELPHI GDI  
PAGE 90



NISSAN GDI  
PAGE 91

# FUEL INJECTOR INDEX

## ADAPTERS & COMPONENTS



NISSAN GDI  
PAGE 92



VAUXHALL  
CONTINENTAL GDI  
PAGE 93



HONDA KEIHIN  
GDI  
PAGE 94



SIEMENS  
CONTINENTAL GDI  
PAGE 95



GDI  
INJECTOR  
PAGE 96



BOSCH GDI  
INJECTOR  
PAGE 97



GDI  
INJECTOR  
PAGE 98



GDI  
INJECTOR  
PAGE 99



BOSCH GDI  
INJECTOR  
PAGE 100



MAZDA GDI  
INJECTOR  
PAGE 101



OPTIMAX - MERCURY  
MARINE ENGINE  
PAGE 102



E-TEC & FICHT  
INJECTOR KIT  
PAGE 103

# FUEL INJECTOR INDEX

## ADAPTERS & COMPONENTS



SIEMENS PIEZO  
INJECTOR  
PAGE 104



BOSCH PIEZO  
GDI  
PAGE 105

## ADAPTERS & COMPONENTS

### IMPORTANT - INJECTOR SERVICE INFORMATION

- QUALIFY THE INJECTORS TO BE SERVICED.
- CORROSION & RUST IN INJECTOR INLET CANNOT BE PROPERLY CLEANED.
- INJECTORS WITH BROKEN OR DAMAGED PINTLES CANNOT BE REPAIRED.
- BEFORE DISASSEMBLING THE INJECTOR, MAKE SURE YOU HAVE THE NECESSARY REPAIR COMPONENTS. SOME INJECTOR COMPONENTS CANNOT BE REPLACED OR NOT AVAILABLE FROM ASNU. REFER TO THE INJECTOR INDEX.
- ADAPTER APPLICATIONS: REFER TO PAGES IN THE INJECTOR INDEX.
- ACCESSORY INFORMATION: REFER TO PAGES 111 ONWARDS.
- FOR BEST PERFORMANCE, CLEANED INJECTORS SHOULD BE INSTALLED IN VEHICLE IMMEDIATELY AFTER SERVICING WITH ASNU.
- SHELF LIFE: SERVICED INJECTORS THAT WILL NOT BE RE-INSTALLED TO A VEHICLE ENGINE MUST BE TREATED WITH LIQUID PARRAFIN OR LIGHT OIL TO PREVENT SEIZING OF INTERNAL COMPONENTS. REFER TO ASNU OPERATION MANUAL FOR CORRECT PROCEDURE.
- PROTECTIVE CAPS MUST BE INSTALLED TO PREVENT CONTAMINATION & PRESERVE INJECTOR SHELF LIFE.
- TECHNICAL ASSISTANCE: [enquiries@asnu.com](mailto:enquiries@asnu.com)
- ORDERS: [orders@asnu.com](mailto:orders@asnu.com)

# TOP FEED INJECTORS

 <p>Use Test Adapter ASNU57 with filter in</p> <p>Connect Injectors with ASNU70 Harness</p> <p>BOSCH TYPE EV1.3 Body</p>	 <p>ASNU03 FILTER</p>	 <p>ASNU08 O-RING</p>	 <p>ASNU27 PINTLE CAP (BMW) YELLOW</p>	
	 <p>ASNU36 BMW CAP (3MM HOLE) YELLOW</p>	 <p>ASNU26 PINTLE CAP YELLOW</p>	 <p>ASNU35 TWIN HOLE PINTLE CAP YELLOW</p>	 <p>ASNU37 PINTLE CAP YELLOW</p>
	 <p>ASNU13 BOSCH VW 3MM HOLE GREEN</p>	 <p>ASNU09 YELLOW WASHER</p>	 <p>ASNU33 CLIP</p>	 <p>ASNU25 CAP (2 REQ)</p>
	 <p>ASNU23 O-RING (LOWER) FOR RENAULT CLIO</p>		 <p>ASNU70 UNIVERSAL HARNESS</p>	
	 <p>Adapter ASNU57 tests injectors with filter installed</p>			




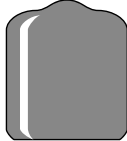
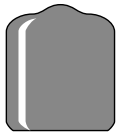




## NOTES:

# TOP FEED INJECTORS

 <p>Use Test Adapter ASNU57 with filter in</p> <p>Connect Injectors with ASNU70 Harness</p> <p>GM MULTI-PORT MULTEC INJECTOR</p>	 <p>ASNU03 FILTER</p>	 <p>ASNU14 O-RING (2 REQ)</p>
	 <p>ASNU25 CAP (2 REQ)</p>	
	 <p>Adapter ASNU57 tests injectors with filter installed</p>	 <p>ASNU70 UNIVERSAL HARNESS</p>







## NOTES:

# TOP FEED INJECTORS

 <p>Use Adapter ASNU50 or ASNU54 or ASNU55</p> <p>BOSCH MECHANICAL FUEL INJECTOR K-JETRONIC &amp; COLD START VALVES</p>	 <p>ASNU12 O-RING</p>	 <p>ASNU12B O-RING</p>	
	 <p>ASNU25 CAP</p>	 <p>ASNU24 CAP</p>	
	 <p>ASNU95 K-JETRONIC CLEANING TRAY</p>		
	 <p>Adapter ASNU50 10MM Female Coupling For Male K-Jet &amp; Cold Start</p>	 <p>Adapter ASNU54 8MM Male Coupling for Female K-Jet &amp; Cold Start</p>	 <p>Adapter ASNU55 12MM Female Coupling for Male K-Jet</p>

## NOTES:

# TOP FEED INJECTORS

	 <p>ASNU30 TOP O-RING</p>	 <p>ASNU30B LOWER SEAL</p>	 <p>ASNU30H LOWER SEAL</p>
	 <p>ASNU03 FILTER</p>	 <p>ASNU30F FILTER</p>	 <p>ASNU30A GROMMET</p>
	 <p>ASNU15 GROMMET</p>	 <p>ASNU220 PINTLE CAP</p>	 <p>ASNU196 PINTLE CAP (lower o-ring ASNU 196A)</p>
<p>Use Test Adapter ASNU59 with filter in</p> <p>Connect Injectors with ASNU70 Harness</p> <p>HONDA MULTI-PORT KEIHIN STYLE</p>	 <p>Adapter ASNU59 tests injectors with filter installed</p>	 <p>ASNU70 UNIVERSAL HARNESS</p>	

## NOTES:



# TOP FEED INJECTORS



Use Adapter ASNU58  
with hose installed

Connect Injectors with  
ASNU70 Harness

MERCEDES / JAGUAR /  
VOLVO WITH  
BOSCH D-JETRONIC  
EV1.0 BODY



ASNU07  
PINTLE CAP




ASNU03  
FILTER



ASNU16  
O-RING



ASNU25  
CAP



ASNU11  
SEAL



ASNU040  
HOSE



ASNU34  
FERRULE













Adapter ASNU58  
tests injectors w/hose  
& filter installed



ASNU70  
UNIVERSAL  
HARNESS

## NOTES:

# TOP FEED INJECTORS

 <p>Use Adapter ASNU58 with hose installed</p> <p>Connect Injectors with ASNU70 Harness</p> <p>GM / JAGUAR / FIAT / ALFA WITH BOSCH D-JETRONIC European Applications</p>	 <p>ASNU07 PINTLE CAP</p>	 <p>ASNU16 O-RING</p>	
	 <p>ASNU03 FILTER</p>	 <p>ASNU25 CAP</p>	 <p>ASNU040 HOSE</p>
	 <p>ASNU11 SEAL</p>	 <p>ASNU34 FERRULE</p>	
	 <p>Adapter ASNU58 tests injectors w/hose &amp; filter installed</p>	 <p>ASNU70 UNIVERSAL HARNESS</p>	

## NOTES:

# TOP FEED INJECTORS

 <p>BOSCH CHIMNEY STYLE PINTLE CAP</p>	 <p>ASNU09 WASHER</p>	 <p>ASNU08 O-RING</p>	
	 <p>ASNU03 FILTER</p>	 <p>ASNU33 CLIP</p>	
	 <p>ASNU25 CAP</p>	 <p>ASNU24 CAP</p>	
	 <p>Adapter ASNU57 tests injectors with filter installed</p>	 <p>ASNU70 UNIVERSAL HARNESS</p>	

## NOTES:

# TOP FEED INJECTORS

 <p>Use Test Adapter ASNU59 with filter in</p> <p>Connect Injectors with ASNU70 Harness</p> <p>BOSCH EV1.0 BODY Ford / Mazda Applications</p>	 <p>ASNU07 PINTLE CAP</p>	 <p>ASNU275 PINTLE CAP</p>	 <p>ASNU278 PINTLE CAP</p>	 <p>ASNU279 PINTLE CAP</p>	 <p>ASNU38 PINTLE CAP</p>
	 <p>ASNU280 PINTLE CAP</p>	 <p>ASNU03 FILTER</p>	 <p>ASNU24 CAP</p>	 <p>ASNU25 CAP</p>	 <p>ASNU15 BUSHING</p>
	 <p>ASNU17 O-RING</p>		 <p>ASNU224 O-RING</p>		
	 <p>Adapter ASNU59 tests injectors with filter installed</p>		 <p>ASNU70 UNIVERSAL HARNESS</p>		

## NOTES:

# TOP FEED INJECTORS



Use Test Adapter  
ASNU59 with filter in

Connect Injectors with  
ASNU70 Harness

BOSCH EV1.0 BODY  
Mazda Applications



ASNU17  
O-RING



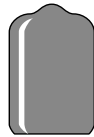
ASNU15  
UPPER BUSHING



ASNU07  
PINTLE CAP




ASNU03  
FILTER



ASNU24  
CAP



ASNU25  
CAP











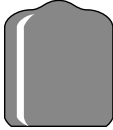


Adapter ASNU59  
tests injectors with  
filter installed



ASNU70  
UNIVERSAL  
HARNESS

## NOTES:

# TOP FEED INJECTORS

 <p>Use Test Adapter ASNU59 with filter in</p> <p>Connect Injectors with ASNU70 Harness</p> <p><b>BOSCH EV1.0 BODY</b> Toyota/Mazda Applications</p>	 <p>ASNU17 O-RING</p>	 <p>ASNU18 SEAL</p>	 <p>ASNU15 BUSHING</p>	
	 <p>ASNU03 FILTER</p>	 <p>ASNU38B PINTLE CAP</p>	 <p>ASNU07 PINTLE CAP</p>	
	 <p>ASNU24 CAP</p>	 <p>ASNU25 CAP</p>		
	 <p>Adapter ASNU59 tests injectors with filter installed</p>	 <p>ASNU70 UNIVERSAL HARNESS</p>		

## NOTES:

# TOP FEED INJECTORS




Use Test Adapter  
ASNU59 with filter in

Connect Injectors with  
ASNU70 Harness

BOSCH EV1.0 BODY  
Chrysler Mitsubishi  
Mazda Toyota



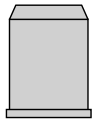
ASNU03  
FILTER



ASNU07  
PINTLE CAP



ASNU274  
PINTLE CAP



ASNU38B  
PINTLE CAP



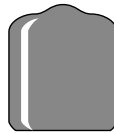
ASNU17  
O-RING



ASNU15  
BUSHING




ASNU18  
SEAL



ASNU25  
CAP



ASNU24  
CAP









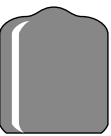



Adapter ASNU59  
tests injectors with  
filter installed



ASNU70  
UNIVERSAL  
HARNESS

## NOTES:

# TOP FEED INJECTORS

 <p>Use Test Adapter ASNU59 with filter in</p> <p>Connect Injectors with ASNU70 Harness</p> <p>DENSO Ford / Mazda / Kia</p>	 <p>ASNU03 FILTER</p>	 <p>ASNU07 PINTLE CAP</p>	
	 <p>ASNU17 O-RING</p>	 <p>ASNU15 BUSHING</p>	 <p>ASNU18 SEAL</p>
	 <p>ASNU25 CAP</p>	 <p>ASNU24 CAP</p>	
	 <p>Adapter ASNU59 tests injectors with filter installed</p>	 <p>ASNU70 UNIVERSAL HARNESS</p>	

## NOTES:



# TOP FEED INJECTORS

 <p>Use only ASNU02 Filter ↓</p> <p>MJY10023</p> <p>Use Test Adapter ASNU57 with filter in</p> <p>Connect Injectors with ASNU70 Harness</p> <p>LUCAS DISC INJECTOR</p>	 <p>ASNU08 O-RING (Upper &amp; Lower)</p>	
	 <p>ASNU02 FILTER</p>	 <p>ASNU25 CAP</p>
	 <p>Adapter ASNU57 tests injectors with filter installed</p>	 <p>ASNU70 UNIVERSAL HARNESS</p>

## NOTES:

# TOP FEED INJECTORS

 <p>LUCAS BMW AIR ASSISTED</p>	 <p>ASNU14 TOP O-RING Retainer should not be removed</p>	 <p>ASNU21 BOTTOM O-RING</p>	 <p>ASNU03 FILTER</p>
	 <p>ASNU89 ADAPTER PLATE (USE TO HOLD BOTTOM OF INJECTORS IN TEST RAIL)</p>		
	 <p>Adapter ASNU57 tests injectors with filter installed</p>	 <p>ASNU70 UNIVERSAL HARNESS</p>	

## NOTES:

# TOP FEED INJECTORS

 <p>SIEMENS DEKA</p>	 <p>ASNU14 TOP O-RING</p>	 <p>ASNU03 FILTER</p>
	 <p>ASNU194 O-RING RETAINING CLIP</p>	 <p>ASNU89 ADAPTER PLATE (USE TO HOLD BOTTOM OF INJECTORS IN TEST RAIL)</p>
	 <p>Adapter ASNU57 tests injectors with filter installed</p>	 <p>ASNU70 UNIVERSAL HARNESS</p>

## NOTES:

DO NOT PULSE THESE SIEMENS DEKA INJECTORS DURING CLEANING

# TOP FEED INJECTORS



Use Test Adapter  
ASNU57 with filter in

Connect injectors with  
ASNU70 Harness

SIEMENS  
VOLVO



ASNU14  
TOP O-RING



ASNU239  
LOWER O-RING



ASNU03  
FILTER



ADAPTER ASNU57  
Test injectors with  
filter installed



ASNU70  
UNIVERSAL  
HARNESS

## NOTES:

# TOP FEED INJECTORS



Use Test Adapter  
ASNU44

SIEMENS DEKA




ASNU14  
O-RING (2 Req.)



ASNU 02  
FILTER



ASNU89  
ADAPTER PLATE  
(USE TO HOLD BOTTOM OF INJECTORS IN TEST RAIL)



ADAPTER ASNU44  
EXTRA LONG ADAPTER  
14.5MM



ASNU70  
UNIVERSAL HARNESS

## NOTES:

# TOP FEED INJECTORS



Use Test Adapter  
ASNU57 with filter in

Connect Injectors with  
ASNU70 Harness

WEBER MPI



ASNU04  
FILTER  
w/wider crush ring



ASNU05  
PINTLE CAP



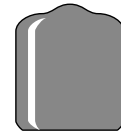
ASNU09  
SPACER



ASNU08  
O-RING



ASNU24  
CAP



ASNU25  
CAP











Adapter ASNU57  
tests injectors with  
filter installed



ASNU70  
UNIVERSAL  
HARNESS






## NOTES:

# TOP FEED INJECTORS

 <p>Use Test Adapter ASNU57 Use custom harness ASNU116</p> <p>DELPHI MULTEC MULTIPOINT</p>	 <p>ASNU239 O-RING (LOWER)</p>	 <p>ASNU14 O-RING (UPPER)</p>	 <p>ASNU03 FILTER</p>
	 <p>ASNU89 ADAPTER PLATE (USE TO HOLD BOTTOM OF INJECTORS IN TEST RAIL)</p>		
	 <p>ASNU254 PINTLE CAP BLACK</p>		
	 <p>ADAPTER ASNU57 (Tests injectors with filter installed)</p>	 <p>CUSTOM HARNESS ASNU116 (Tests up to 8 injectors)</p>	

## NOTES:








# TOP FEED INJECTORS

 <p>Use Test Adapter ASNU44 Use custom harness ASNU116</p> <p>DELPHI MULTEC MULTIPOINT</p>	 <p>ASNU239 O-RING (LOWER)</p>	 <p>ASNU14 O-RING (UPPER)</p>	 <p>ASNU03 FILTER</p>
	 <p>ASNU89 ADAPTER PLATE (USE TO HOLD BOTTOM OF INJECTORS IN TEST RAIL)</p>		
	 <p>ASNU254 PINTLE CAP BLACK</p>		
	 <p>Adapter ASNU44 Extra Long Adapter tests injectors with filter installed</p>	 <p>CUSTOM HARNESS ASNU116 (Tests up to 8 injectors)</p>	

## NOTES:










# TOP FEED INJECTORS

 <p>Use Test Adapter ASNU57 with filter in</p> <p><b>BOSCH EV6 MULTIPOINT</b></p>	 <p>ASNU14 O-RING (2 Req.)</p>	 <p>ASNU03 FILTER</p>	 <p>ASNU192 PINTLE CAP</p>
	 <p>ASNU89 ADAPTER PLATE (USE TO HOLD BOTTOM OF INJECTORS IN TEST RAIL)</p>		
	 <p>ADAPTER ASNU57 tests injectors with filter installed</p>	 <p>ASNU70 UNIVERSAL HARNESS</p>	








## NOTES:

# TOP FEED INJECTORS

 <p>Use Test Adapter ASNU57 with filter in</p> <p><b>BOSCH EV6 MULTIPOINT</b></p>	 <p>ASNU14 O-RING (2 Req.)</p>	 <p>ASNU191 PINTLE CAP Short Chimney Style (Orange)</p>	 <p>ASNU03 FILTER</p>
	 <p>ASNU89 ADAPTER PLATE (USE TO HOLD BOTTOM OF INJECTORS IN TEST RAIL)</p>		
	 <p>ADAPTER ASNU57 tests injectors with filter installed</p>	 <p>ASNU70 UNIVERSAL HARNESS</p>	







## NOTES:

# TOP FEED INJECTORS

 <p>Use Test Adapter ASNU57 with filter in</p> <p><b>BOSCH EV6 MULTIPORT</b></p>	 <p><b>ASNU14 O-RING (2 Req.)</b></p>	 <p><b>ASNU190 PINTLE CAP Flat Washer Style (Orange)</b></p>	 <p><b>ASNU03 FILTER</b></p>
	 <p><b>ASNU89 ADAPTER PLATE (USE TO HOLD BOTTOM OF INJECTORS IN TEST RAIL)</b></p>		
	 <p><b>ADAPTER ASNU57 Tests injectors with filter installed</b></p>	 <p><b>ASNU70 UNIVERSAL HARNESS</b></p>	

## NOTES:




# TOP FEED INJECTORS

 <p data-bbox="247 1344 422 1377">BOSCH EV14</p>	 <p data-bbox="702 403 869 481">ASNU 14 TOP O-RING</p>	<p data-bbox="1141 336 1364 403">INTERNAL FILTER NOT REPLACEABLE</p>
	 <p data-bbox="622 873 941 996">ASNU89 ADAPTER PLATE (USE TO HOLD BOTTOM OF INJECTORS IN TEST RAIL)</p>	 <p data-bbox="1141 940 1324 996">ASNU247 LOWER O-RING</p>
	 <p data-bbox="734 1366 845 1433">ASNU44 ADAPTER</p>	 <p data-bbox="1189 1366 1332 1467">ASNU70 UNIVERSAL HARNESS</p>

## NOTES:









Retainer should not be removed (below the ASNU 247 O-Ring)

# TOP FEED INJECTORS

 <p>Use Test Adapter ASNU59 with filter in</p> <p>Connect Injectors with ASNU70 Harness</p> <p>ASRAM - TOYOTA - LEXUS PRADO / 4-RUNNER / GX LAND CRUISER (EUROPE)</p>	 <p>ASNU17 O-RING (2 REQ)</p>	 <p>ASNU03 FILTER</p>
	 <p>ASNU242 INSULATOR</p>	 <p>ASNU289B PINTLE CAP</p>
	 <p>ADAPTER ASNU59 Tests injectors with filter installed</p>	 <p>ASNU70 UNIVERSAL HARNESS</p>

## NOTES:

# TOP FEED INJECTORS

	 <p>ASNU17 O-RING (2 REQ)</p>	 <p>ASNU03 FILTER</p>
	 <p>ASNU242 INSULATOR</p>	 <p>ASNU15 BUSHING</p>
	 <p>ASNU289 TWIN HOLE PINTLE CAP</p>	
	 <p>ADAPTER ASNU59 Tests injectors with filter installed</p>	 <p>ASNU70 UNIVERSAL HARNESS</p>
	<p>Use Test Adapter ASNU59 with filter in</p> <p>Connect Injectors with ASNU70 Harness</p> <p>DENSO - LEXUS ES / GS</p>	

## NOTES:

# TOP FEED INJECTORS



Use Test Adapter  
ASNU45 with filter in

Connect injectors with  
ASNU70 Harness

TOYOTA COROLLA / YARIS /  
NEW SENSATION / CELICA /  
TERIOS

TOYOTA MULTIPORT



ASNU30G  
TOP O-RING



ASNU08C  
LOWER O-RING



ASNU02A  
FILTER



ASNU89  
ADAPTER PLATE  
(USE TO HOLD BOTTOM OF INJECTORS IN TEST RAIL)



ADAPTER ASNU45  
Tests injectors with  
filter installed



ASNU 70P  
INJECTOR HARNESS  
Hirschmann Plug

## NOTES:

# TOP FEED INJECTORS

 <p>Use Test Adapter ASNU44</p> <p>HONDA KEIHIN MULTIPOINT</p>	 <p>ASNU14 TOP O-RING</p>	 <p>ASNU198 FILTER</p>
	 <p>ASNU08 LOWER O-RING</p>  <p>ASNU14 LOWER O-RING</p>	 <p>ASNU195 SPACER</p>
	 <p>ASNU183 PINTLE CAP</p>  <p>ASNU184 PINTLE CAP</p>	 <p>ASNU70 UNIVERSAL HARNESS</p>
	 <p>ADAPTER ASNU44 Extra Long Adaptor tests injectors with filter installed</p>	 <p>ASNU70H Harness Adaptor (required with the ASNU70 for Suzuki motorbike injectors)</p>

## NOTES:



# TOP FEED INJECTORS



Use Test Adapter  
ASNU57 with filter in

HONDA KEIHIN  
CIVIC SI  
CRV



ASNU14  
O-RING (Qty 2)



ASNU30M  
PINTLE CAP



ASNU102B  
LOWER O-RING



ASNU198  
FILTER



ASNU89  
ADAPTER PLATE  
(USE TO HOLD BOTTOM OF INJECTORS IN TEST RAIL)



ADAPTER ASNU57  
Tests injectors with  
filter installed



ASNU70  
UNIVERSAL  
HARNESS














## NOTES:

# TOP FEED INJECTORS

 <p>Use Test Adapter ASNU59 with filter in</p> <p>Connect Injectors with ASNU70 Harness</p> <p>HONDA MOTORBIKE / MARINE</p>	 <p>ASNU30 O-RING (UPPER)</p>	 <p>ASNU30H O-RING (LOWER)</p>
	 <p>ASNU30F FILTER</p>	 <p>ASNU15 SPACER</p>
	 <p>ADAPTER ASNU59 Tests injectors with filter installed</p>	 <p>ASNU70 UNIVERSAL HARNESS</p>

## NOTES:

# TOP FEED INJECTORS

 <p>Use Test Adapter ASNU59 with filter in</p> <p>Connect injectors with ASNU70 Harness</p> <p>TOYOTA COROLLA / YARIS / NEW SENSATION / CELICA / TERIOS</p> <p>TOYOTA MULTIPORT</p>	 <p>ASNU17 O-RING</p>	 <p>ASNU03 FILTER</p>	 <p>ASNU18 SEAL</p>
	 <p>ASNU 290 DENSO INJECTOR BLACK PINTLE CAP - 5mm LONG SMALL HOLE</p>	 <p>ASNU 291 DENSO INJECTOR BLACK PINTLE CAP - 7mm LONG MEDIUM HOLE</p>	 <p>ASNU 292 DENSO INJECTOR BLACK PINTLE CAP - 5mm LONG LARGE HOLE</p>
	 <p>ASNU 194 O-RING RETAINING CLIP</p>	 <p>ASNU 293 PINTLE CAP 3mm LONG 4.8mm HOLE</p>	 <p>ASNU 294 PINTLE PROTECTION CAP</p>
	 <p>ADAPTER ASNU59 Tests injectors with filter installed</p>	 <p>ASNU70 UNIVERSAL HARNESS</p>	 <p>ASNU70P INJECTOR HARNESS HIRSCHMANN PLUG</p>

## NOTES:

# TOP FEED INJECTORS



Use Test Adapter  
ASNU44 with filter in

Connect Injectors with  
ASNU70 Harness

FIAT / PALIO / SIENNA / UNO  
RENAULT MEGANE  
SEAT CORDOVA - VW GOLF

WEBER MULTIPOINT




ASNU14  
O-RING (2 Req.)



ASNU04  
FILTER  
w/wider crush ring



ASNU89  
ADAPTER PLATE  
(USE TO HOLD BOTTOM OF INJECTORS IN TEST RAIL)



ADAPTER ASNU44  
Tests injectors with  
filter installed



ASNU70  
UNIVERSAL  
HARNESS

## NOTES:

# TOP FEED INJECTORS

**NOT SERVICEABLE**


SAGEM MINI  
CITROEN / PEUGEOT / RENAULT



ASNU39  
LOWER O-RING



REPLACE WITH ONE OF THE INJECTORS LISTED IN  
THE NOTES BELOW (SHOWN BELOW)



## NOTES:

01F003A

VAL 348004



BOSCH 0280156328

01F005A

VAL 348006



BOSCH 0280156329

01F002A

VAL 348001



BOSCH 0280156357

# TOP FEED INJECTORS



Use Test Adapter  
ASNU59 with filter in

Connect Injectors with  
ASNU70 Harness

TOYOTA AUTANA / COROLLA /  
CAMRY / CELICA  
MITSUBISHI MONTERO  
SUZUKI GRAN VITARA V6

TOYOTA SUZUKI MULTIPOINT



ASNU17  
O-RING (2 REQ)



ASNU03  
FILTER



ASNU18  
GROMMET



ASNU15  
BUSHING



ADAPTER ASNU59  
Tests injectors with  
filter installed



ASNU70  
UNIVERSAL  
HARNESS

## NOTES:

# TOP FEED INJECTORS

 <p>Use Test Adapter ASNU59 with filter in</p> <p>Connect Injectors with ASNU70 Harness</p> <p>SUZUKI GRAND VITARA</p> <p>SUZUKI MULTIPORT</p>	 <p>ASNU17 O-RING</p>	 <p>ASNU03 FILTER</p>
	 <p>ASNU18 LOWER SEAL</p>	 <p>ASNU 659 UPPER SEAL</p>
	 <p>ADAPTER ASNU59 Tests injectors with filter installed</p>	 <p>ASNU70 UNIVERSAL HARNESS</p>

## NOTES:

# TOP FEED INJECTORS

 <p>Use Test Adapter ASNU59 with filter in</p> <p>Connect Injectors with ASNU70 Harness</p> <p>MITSUBISHI LANSER / SPACE / WAGON / MX / MF / GALANT</p> <p>MITSUBISHI MULTIPOINT</p>	 <p>ASNU245</p>	 <p>ASNU03 FILTER</p>	
	 <p>ASNU18 SEAL</p>	 <p>ASNU16 SEAL (either is required for various applications)</p>	 <p>ASNU15 BUSHING</p>
	 <p>ADAPTER ASNU59 Tests injectors with filter installed</p>	 <p>ASNU70 UNIVERSAL HARNESS</p>	

## NOTES:



# TOP FEED INJECTORS



Use Test Adapter  
ASNU59 with filter in


Connect injectors with  
ASNU70 Harness

TOYOTA COROLLA / YARIS /  
NEW SENSATION / CELICA /  
TERIOS

TOYOTA MULTIPORT



ASNU17  
O-RING



ASNU18  
SEAL



ASNU03  
FILTER



ADAPTER ASNU59  
Tests injectors with  
filter installed



ASNU70  
UNIVERSAL  
HARNESS

## NOTES:

# TOP FEED INJECTORS



ASNU276  
TOP O-RING



ASNU247  
LOWER O-RING



ASNU03  
FILTER

Use Test Adapter  
ASNU59 with filter in

Connect injectors with  
ASNU70 Harness

GM



ASNU70  
UNIVERSAL  
HARNESS

## NOTES:

Tip for testing - Fit ASNU 14 on the top of the injector and test using ASNU 57 coupling

# TOP FEED INJECTORS



ASNU30  
TOP O-RING



ASNU10Y  
LOWER O-RING



ASNU 03  
FILTER



ASNU70  
UNIVERSAL  
HARNESS

Connect injectors with  
ASNU70 Harness &  
ASNU70H Harness Adapters

HONDA KEIHIN



ASNU45  
ADAPTERCOUPLING  
EXTRA LONG  
FOR 11MM O-RING



ASNU70H  
HARNESS ADAPTER  
(REQUIRED WITH ASNU70  
FOR SOME APPLICATIONS)

## NOTES:

# TOP FEED INJECTORS



Use Test Adapter  
ASNU57 with filter in

Connect injectors with  
ASNU70 Harness

VW  
Marelli



ASNU14  
TOP O-RING



ASNU247  
LOWER O-RING



ASNU03  
FILTER



ADAPTER ASNU57  
Test injectors with  
filter installed




ASNU70  
UNIVERSAL  
HARNESS

## NOTES:


# SIDE FEED INJECTORS



Re-use  
old  
filter



ASNU104C  
O-RING

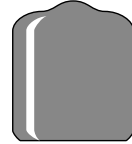


ASNU104B  
O-RING



ASNU104A  
O-RING

REPLACEMENT  
FILTER CURRENTLY  
NOT AVAILABLE  
REUSE OLD  
FILTER.



ASNU24  
CAP

Use Test Adapter ASNU104  
(block holds 6 injectors)

Connect Injectors with  
ASNU70 Harness

JECS TYPE  
TOYOTA



ASNU104  
ADAPTER BLOCK



ASNU70  
UNIVERSAL HARNESS

## NOTES:

# SIDE FEED INJECTORS

 <p>Use Test Adapter ASNU103 (block holds 6 injectors, blanking off plugs available for 4 cylinder models)</p> <p>JECS TYPE NISSAN</p>	 <p>ASNU103B LOWER O-RING</p>	 <p>ASNU103A UPPER O-RING</p>	
	 <p>ASNU103C FILTER</p>	 <p>ASNU103K ALTERNATIVE FILTER</p>	
	 <p>ASNU103E PINTLE CAP</p>	 <p>ASNU 97 CLEANING TRAY</p>	
	 <p>ASNU103 ADAPTER BLOCK</p>	 <p>ASNU103X BLANKING OFF PLUG</p>	 <p>ASNU70 UNIVERSAL HARNESS</p>

## NOTES:

# SIDE FEED INJECTORS




Use Test Adapter ASNU79  
(single block)

Use Adapter ASNU106  
(6 inj. block)

Connect injectors with  
ASNU70 Harness


Nissan / Subaru SPI



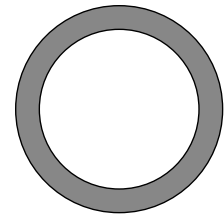
ASNU106C  
Filter



ASNU07  
Pintle Cap



ASNU106B  
LOWER O-RING



ASNU61A  
UPPER O-RING



ASNU97  
CLEANING TRAY



ASNU106  
6 INJ. BLOCK

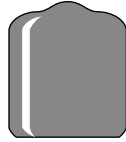
## NOTES:

# SIDE FEED INJECTORS



Use Test Adapter ASNU71  
(single injector block includes  
custom harness ASNU71H) or

GM TBI MAXI



ASNU24  
CAP




ASNU60H  
ROCHESTER  
FILTER




ASNU60J  
DUST SEAL



ASNU60G  
ROCHESTER  
BOTTOM  
O-RING



ASNU60E  
O-RING



ASNU60F  
WASHER



ASNU71  
SINGLE INJ. ADAPTER BLOCK

## NOTES:

Tip for testing - set machine to 'Sequential' mode and set for 4 injectors



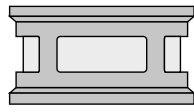
# SIDE FEED INJECTORS




Use Test Adapter ASNU72  
(single injector block w/harness)

Use Test Adapter ASNU115  
(4 injector block w/harness)

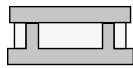
GM TBI 700 MULTEC  
DELPHI / ROCHESTER  
DAEWOO




ASNU64E  
FILTER (UPPER)



ASNU64A  
O-RING UPPER  
ROCHESTER



ASNU64F  
FILTER (LOWER)



ASNU64H  
O-RING



ASNU72  
ADAPTER BLOCK



ASNU115  
4INJ. ADAPTER BLOCK WITH  
CUSTOM HARNESS ASNU115H

## NOTES:

Tip for testing - set machine to 'Sequential' mode and set for 8 injectors

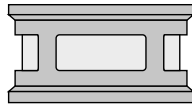
# SIDE FEED INJECTORS




Use Test Adapter ASNU72  
(single injector block w/harness)

Use Test Adapter ASNU115  
(4 injector block w/harness)

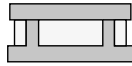
MAGNETI MARELLI  
WEBER



ASNU64C  
FILTER (UPPER) - WEBER



ASNU64A  
O-RING UPPER



ASNU64D  
FILTER (LOWER) - WEBER




ASNU64B  
O-RING



ASNU72  
ADAPTER BLOCK

## NOTES:

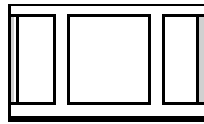
# SIDE FEED INJECTORS



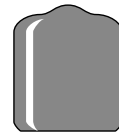
ASNU105A  
O-RING  
(UPPER)



ASNU105B  
O-RING  
(LOWER)



ASNU105C  
FILTER



ASNU25  
CAP

Use Test Adapter ASNU105  
(block holds 4 injectors)

Connect injectors with  
ASNU70 universal harness

NISSAN NAVARA /  
PATHFINDER



ASNU105  
ADAPTER BLOCK



ASNU70  
UNIVERSAL HARNESS

## NOTES:

# SIDE FEED INJECTORS



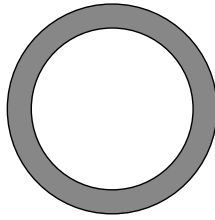
Use Test Adapter ASNU78  
(block holds 4 injectors  
Ford Zetec)

or

Test Adapter ASNU110  
(block holds 6 injectors for  
Chrysler 3.5L)

Connect injectors with  
ASNU70 universal harness

MAZDA / FORD / DENSO



ASNU62A  
O-RING  
(UPPER)



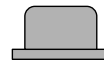
ASNU14  
O-RING  
(LOWER)



ASNU78D  
FILTER  
DENSO



ASNU70  
UNIVERSAL HARNESS




ASNU26  
PINTLE CAP



ASNU35  
PINTLE CAP TWIN HOLE



ASNU97  
CLEANING TRAY



ASNU78  
ADAPTER BLOCK  
(Holds 4 Injectors -  
Ford Zeta)



ASNU110  
ADAPTER BLOCK  
(Holds 6 Injectors -  
Chrysler 3.5L)

## NOTES:


# SIDE FEED INJECTORS



Use Test Adapter ASNU 107  
(block holds 6 injectors)

Connect injectors with  
ASNU70 universal harness

MAZDA/ DENSO



ASNU107A  
O-RING  
(UPPER)



ASNU14  
O-RING  
(LOWER)



ASNU78D  
FILTER



ASNU70  
UNIVERSAL HARNESS



ASNU35  
PINTLE CAP TWIN HOLE



ASNU97  
CLEANING TRAY





ASNU107  
ADAPTER BLOCK  
(Tests 6 injectors)



ASNU107X  
BLANKING OFF PLUG  
2 PLUGS REQUIRED  
FOR 4 CYLINDER APPLICATIONS

## NOTES:


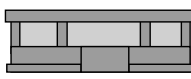


# SIDE FEED INJECTORS

 <p>Use Test Adapter ASNU78 (block holds 4 injectors Ford &amp; VW) or Test Adapter ASNU110 (block holds 6 injectors for Chrysler 3.5L) Connect injectors with ASNU70 UNIVERSAL HARNESS</p> <p>EV8 BOSCH</p>	 <p>ASNU62A O-RING (UPPER)</p>	 <p>ASNU14 O-RING (LOWER)</p>	 <p>ASNU65C FILTER</p>
	 <p>ASNU70 UNIVERSAL HARNESS</p>	 <p>ASNU26 PINTLE CAP</p>	 <p>ASNU97 CLEANING TRAY</p>
	 <p>ASNU78 ADAPTER BLOCK (Holds 4 Injectors - Ford &amp; VW)</p>		 <p>ASNU110 ADAPTER BLOCK (Holds 6 Injectors - Chrysler 3.5L)</p>

## NOTES:


Testing Tip - When testing the 2 pin injector, use ASNU 70 and ensure you put the positive part of the pin on one side (wire with white stripe), and the negative (plain black wire) on the other side. Set the machine to simultaneous and set the number of injectors to double the amount you are testing (max of 4 injectors can be tested at once)

# SIDE FEED INJECTORS


 <p>Use Test Adapter ASNU76 (single block includes custom harness)</p> <p>CHRYSLER TBI (BOSCH)</p>	 <p>ASNU65A O-RING (Upper)</p>	 <p>ASNU65B O-RING (Lower)</p>	 <p>ASNU65E PINTLE CAP</p>
	 <p>ASNU65C FILTER (UPPER)</p>	 <p>ASNU65D FILTER (LOWER)</p>	 <p>ASNU97 CLEANING TRAY</p>
	 <p>ASNU76 ADAPTER BLOCK WITH CUSTOM HARNESS</p>		

## NOTES:

# SIDE FEED INJECTORS



ASNU62A  
O-RING  
(UPPER)



ASNU62B  
O-RING  
(LOWER)

Use Test Adapter ASNU73  
(single injector block w/harness)

BOSCH  
GM TBI 700 MULTEC  
DELPHI / ROCHESTER  
DAEWOO



ASNU62C  
FILTER



ASNU73  
ADAPTER BLOCK

## NOTES:



# SIDE FEED INJECTORS



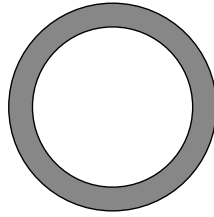
Use Test Adapter ASNU78  
(block holds 4 injectors  
Ford Zetec)

or

Test Adapter ASNU110  
(block holds 6 injectors for  
Chrysler 3.5L)

Connect injectors with ASNU70  
universal harness

MAZDA / FORD / SIEMENS



ASNU65A  
O-RING  
(UPPER)



ASNU14  
O-RING  
(LOWER)




ASNU78C  
FILTER  
SIEMENS



ASNU70  
UNIVERSAL HARNESS



ASNU97  
CLEANING TRAY



ASNU78  
ADAPTER BLOCK  
(Holds 4 Injectors -  
Ford Zeta)




ASNU110  
ADAPTER BLOCK  
(Holds 6 Injectors -  
Chrysler 3.5L / Jaguar)

## NOTES:

DO NOT REMOVE METAL  
PINTLE CAP

# SIDE FEED INJECTORS



ASNU112A  
UPPER O-RING



ASNU112B  
LOWER O-RING


REPLACEMENT FILTER IS UNDER  
DEVELOPMENT & CURRENTLY  
NOT AVAILABLE

RE-USE OLD FILTER

Use Test Adapter ASNU112  
(4 Injector block)

Connect injectors with  
ASNU70 universal harness

NISSAN MICRA



ASNU112  
4 INJECTOR BLOCK



ASNU70  
UNIVERSAL HARNESS

## NOTES:

# GASOLINE DIRECT INJECTION



Use Test Adapter ASNU 57  
(with filter in)

MITSUBISHI  
HITACHI - GDI

For testing - remove top  
O'Ring and replace with  
ASNU 08 x 2 and use  
ASNU 57 coupling.



ASNU 234  
TOP O RING



ASNU 03  
FILTER



INJECTOR ADAPTER  
ASNU 57  
Test injectors with  
filter installed



WIRING HARNESS  
ASNU 260  
Universal Injector

## NOTES:

# GASOLINE DIRECT INJECTION



For testing - remove top  
O'Ring and replace with  
ASNU 08 x 5 and use  
ASNU 57 coupling

DENSO GDI



ASNU 67  
FILTER





ASNU 57  
INJECTOR ADAPTER  
Test injectors with  
filter installed



ASNU 70P  
INJECTOR HARNESS  
HIRSCHMANN PLUG

## NOTES:



# GASOLINE DIRECT INJECTION

 <p>CITROEN / PEUGEOT GDI - SIEMENS</p>	 <p>ASNU 262 O-RING (TOP)</p>	<p>Filter not available DO NOT REMOVE</p>
	 <p>ASNU 265 WHITE 3.2mm TEFLON SEAL</p>	 <p>ASNU 263 SPLIT SPACER</p>
	 <p>ASNU89 ADAPTER PLATE (USE TO HOLD BOTTOM OF INJECTORS IN TEST RAIL)</p>	
	 <p>ASNU 56 INJECTOR ADAPTER</p>	 <p>ASNU 260 WIRING HARNESS Universal Injector</p>

## NOTES:

Tip - Fit ASNU 07 Pintle Cap over the combustion seal until the injector is fitted to the engine to keep the seal compressed









# GASOLINE DIRECT INJECTION

 <p>VAUXHALL/GM GDI - SIEMENS</p>	 <p>ASNU 262B O-RING (TOP)</p>	<p>Filter not available DO NOT REMOVE</p>
	 <p>ASNU 265 WHITE 3.2mm TEFLON SEAL</p>	 <p>ASNU 263 SPLIT SPACER</p>
	 <p>ASNU89 ADAPTER PLATE (USE TO HOLD BOTTOM OF INJECTORS IN TEST RAIL)</p>	
	 <p>ASNU 56 INJECTOR ADAPTER</p>	 <p>ASNU 117 WIRING HARNESS</p>

## NOTES:

Tip - Fit ASNU 07 Pintle Cap over the combustion seal until the injector is fitted to the engine to keep the seal compressed









# GASOLINE DIRECT INJECTION

	 <p>ASNU 265 White 3.2mm Teflon Seal</p>	 <p>ASNU 03 Filter</p>
	 <p>ASNU 259 Top 'O' Ring 14.5mm</p>	 <p>ASNU 283 Split Spacer</p>
	 <p>ASNU89 ADAPTER PLATE (USE TO HOLD BOTTOM OF INJECTORS IN TEST RAIL)</p>	
	 <p>INJECTOR ADAPTER ASNU 57 Test injectors with filter installed</p>	 <p>WIRING HARNESS ASNU 260 Universal Injector</p>
	<p>Use Test Adapter ASNU 57 with filter</p> <p>HDEV1 FORD - GDI BOSCH</p>	

## NOTES:

Tip - Fit ASNU 07 Pintle Cap over the combustion seal until the injector is fitted to the engine to keep the seal compressed

# GASOLINE DIRECT INJECTION

 <p>Use Test Adapter ASNU57 with filter</p> <p>HDEV1</p> <p>VW - GDI BOSCH</p>	 <p>ASNU 265 White 3.2mm Teflon Seal</p>	 <p>ASNU 03 Filter</p>
	 <p>ASNU 259 Top O-Ring 14.5mm</p>	 <p>ASNU 283 Split Spacer</p>
	 <p>ASNU89 ADAPTER PLATE (USE TO HOLD BOTTOM OF INJECTORS IN TEST RAIL)</p>	
	 <p>INJECTOR ADAPTER ASNU 57 Test injectors with filter installed</p>	 <p>WIRING HARNESS ASNU 260 Universal Injector</p>

## NOTES:

Tip - Fit ASNU 07 Pintle Cap over the combustion seal until the injector is fitted to the engine to keep the seal compressed



# GASOLINE DIRECT INJECTION



FILTER CANNOT BE  
REPLACED  
DO NOT REMOVE

Use Test Adapter ASNU 268  
with filter

HDEV5



ASNU 265A  
Black 3.4mm Graphite Seal




ASNU283B  
SPLIT SPACER



ASNU271  
TOP 'O' RING 13mm



ASNU89  
ADAPTER PLATE  
(USE TO HOLD BOTTOM OF INJECTORS IN TEST RAIL)



INJECTOR ADAPTER  
ASNU 268  
Test injectors with  
filter installed



WIRING HARNESS  
ASNU 260  
Universal Injector

## NOTES:

Tip - Fit ASNU 07 Pintle Cap over the combustion seal until the injector is fitted to the engine to keep the seal compressed

# GASOLINE DIRECT INJECTION



Use Test Adapter ASNU 57  
with filter

HDEV1

VW AUDI - GDI  
BOSCH



ASNU259  
TOP 'O' RING 14.5mm



ASNU 03  
FILTER



ASNU 265  
White 3.2mm Teflon Seal



ASNU283  
SPLIT SPACER



ASNU89  
ADAPTER PLATE  
(USE TO HOLD BOTTOM OF INJECTORS IN TEST RAIL)



INJECTOR ADAPTER  
ASNU 57  
Test injectors with  
filter installed










WIRING HARNESS  
ASNU 260  
Universal Injector

## NOTES:

Tip - Fit ASNU 07 Pintle Cap over the combustion seal until the injector is fitted to the engine to keep the seal compressed

# GASOLINE DIRECT INJECTION









 <p>Use Test Adapter ASNU 268 with filter</p> <p>HDEV5</p>	 <p>ASNU66W Filter</p>	 <p>ASNU 271 TOP 'O' RING 13mm</p>	 <p>ASNU 283B SPLIT SPACER</p>
	 <p>ASNU 265 White 3.2mm Teflon Seal</p>	 <p>ASNU 217 Damper Washer with Clip</p>	
	 <p>ASNU89 ADAPTER PLATE (USE TO HOLD BOTTOM OF INJECTORS IN TEST RAIL)</p>		
	 <p>INJECTOR ADAPTER ASNU 268 Test injectors with filter installed</p>	 <p>ASNU 70P WIRING HARNESS Hirschmann Plug</p>	

## NOTES:

Tip - Fit ASNU 07 Pintle Cap over the combustion seal until the injector is fitted to the engine to keep the seal compressed

Use ASNU 86S4 Slim GDI Pin to remove filter basket

# GASOLINE DIRECT INJECTION








 <p>Use Test Adapter ASNU 268 with filter</p> <p>HDEV5</p>	 <p>ASNU66W Filter</p>	 <p>ASNU271 TOP 'O' RING 13mm</p>
	 <p>ASNU 265B Black 2.8mm Teflon Seal (2 required)</p>	 <p>ASNU 283B SPLIT SPACER</p>
	 <p>ASNU89 ADAPTER PLATE (USE TO HOLD BOTTOM OF INJECTORS IN TEST RAIL)</p>	
	 <p>INJECTOR ADAPTER ASNU 268 Test injectors with filter installed</p>	 <p>ASNU 260 WIRING HARNESS Universal</p>

## NOTES:

Tip - Fit ASNU 07 Pintle Cap over the combustion seal until the injector is fitted to the engine to keep the seal compressed

Use ASNU 86S4 Slim GDI Pin to remove filter basket

# GASOLINE DIRECT INJECTION








 <p>Use Test Adapter ASNU 268</p> <p>SUBARU HDEV5</p>	 <p>ASNU66W Filter</p>	 <p>ASNU271 TOP 'O' RING 13mm</p>
	 <p>ASNU 265E Black 3.6mm Teflon Seal (2 required)</p>	 <p>ASNU 283B SPLIT SPACER</p>
	 <p>ASNU89 ADAPTER PLATE (USE TO HOLD BOTTOM OF INJECTORS IN TEST RAIL)</p>	
	 <p>INJECTOR ADAPTER ASNU 268 Test injectors with filter installed</p>	 <p>ASNU 260 WIRING HARNESS Universal</p>

## NOTES:

Tip - Fit ASNU 07 Pintle Cap over the combustion seal until the injector is fitted to the engine to keep the seal compressed

Use ASNU 86S4 Slim GDI Pin to remove filter basket

# GASOLINE DIRECT INJECTION

 <p>WARNING, DO NOT REMOVE FILTER.</p> <p>NOT REPLACEABLE</p> <p>Use Test Adapter ASNU268</p> <p>HDEV5 VW - GDI BOSCH</p>	 <p>ASNU283B SPLIT SPACER</p>	 <p>ASNU 265 White 3.2mm Teflon Seal</p>
 <p>ASNU271 TOP 'O' RING 13mm</p>	 <p>ASNU 156A ADJUSTABLE FUEL RAIL</p>	
 <p>INJECTOR ADAPTER ASNU 268 Test injectors with filter installed</p>	 <p>WIRING HARNESS ASNU 260 Universal Injector</p>	

## NOTES:

Tip - Fit ASNU 07 Pintle Cap over the combustion seal until the injector is fitted to the engine to keep the seal compressed

# GASOLINE DIRECT INJECTION



BMW - GDI  
BOSCH



ASNU 265A  
Black 3.4mm Graphite Seal



ASNU 134  
Screw Thread Coupling



ASNU 70P  
INJECTOR HARNESS  
Hirschmann Plug



ASNU 156A  
ADJUSTABLE RAIL


## NOTES:

Tip - Fit ASNU 07 Pintle Cap over the combustion seal until the injector is fitted to the engine to keep the seal compressed

# GASOLINE DIRECT INJECTION



SIEMENS  
PORSCHE - GDI



ASNU 265  
White 3.2mm Teflon Seal



ASNU 193B  
O-Ring



ASNU 133  
COUPLING



ASNU 70  
UNIVERSAL HARNESS



ASNU 156A  
ADJUSTABLE FUEL RAIL

## NOTES:

Tip - Fit ASNU 07 Pintle Cap over the combustion seal until the injector is fitted to the engine to keep the seal compressed



# GASOLINE DIRECT INJECTION

 <p>SIEMENS PORSCHE - GDI</p>	 <p>ASNU 259 Top O-Ring</p>	 <p>ASNU 03 or 03W FILTER</p>
	 <p>ASNU 283B SPLIT SPACER</p>	 <p>ASNU 265 White 3.2mm Teflon Seal</p>
		 <p>ASNU 70 UNIVERSAL HARNESS</p>

## NOTES:

Ensure you push the filter further in the top of the injector until it fits tight  
(use small socket or similar tool to push it further in)

Tip - Fit ASNU 07 Pintle Cap over the combustion seal until the injector is  
fitted to the engine to keep the seal compressed

# GASOLINE DIRECT INJECTION

 <p>DENSO GDI</p>	 <p>ASNU 232 TOP O-RING</p>	 <p>ASNU 67 FILTER</p>	 <p>ASNU 209 TOP O-RING RETAINING CLIP</p>
	 <p>ASNU 212 O-RING RETAINING WASHER</p>	 <p>ASNU 213 O-RING SEATING WASHER</p>	
	 <p>ASNU 214 O-RING SPACER (BOTTOM)</p>	 <p>ASNU 123 INJECTOR ADAPTER</p>	

## NOTES:

Use ASNU 86S4 Slim GDI Pin to remove filter basket

# GASOLINE DIRECT INJECTION

 <p>MARELLI VW GDI</p>	 <p>ASNU 265 White 3.2mm Teflon Seal</p>	 <p>ASNU 14 Top O-Ring</p>
		 <p>ASNU 193A Top O-Ring</p>
	 <p>ASNU 70 UNIVERSAL HARNESS</p>	 <p>ASNU 283 SPLIT SPACER</p>

## NOTES:

DO NOT TRY TO REMOVE THE FILTER ON THESE

Varieties of these Marelli VW injectors have either type of Top O-Ring as above options

Tip - Fit ASNU 07 Pintle Cap over the combustion seal until the injector is fitted to the engine to keep the seal compressed







# GASOLINE DIRECT INJECTION

 <p>DENSO GDI</p>	 <p>ASNU 234 O-RING</p>	 <p>ASNU 67 FILTER</p>
	 <p>ASNU 265D WHITE 2.2mm TEFLON SEAL</p>	 <p>ASNU 209 TOP O-RING RETAINING CLIP</p>
	 <p>ASNU 123 INJECTOR ADAPTER (If adapter coupling is unavailable, remove top o-ring and replace with 2 x ASNU08 to test)</p>	 <p>ASNU 260 WIRING HARNESS Universal Injector</p>

## NOTES:

Use ASNU 86S4 Slim GDI Pin to remove filter basket

# GASOLINE DIRECT INJECTION

 <p>ASNU 181 Extension Bolts</p> <p>USE ASNU181 EXTENSION BOLTS WITH LONG INJECTORS</p> <p>USE TEST ADAPTER ASNU258</p> <p>Delphi GDI For GM/Hyundai/Kia</p>	 <p>ASNU 258 Adaptor</p>	 <p>ASNU 03 Filter Basket</p>
 <p>ASNU 262 Top O-Ring</p>	 <p>ASNU 263 Spiral Washer</p>	
 <p>ASNU 265B Black 2.8 mm Graphite Seal (2 required)</p>	 <p>WIRING HARNESS ASNU 260 Universal Injector</p>	

## NOTES:

Tip - Fit ASNU 07 Pintle Cap over the combustion seal until the injector is fitted to the engine to keep the seal compressed

# GASOLINE DIRECT INJECTION



BMW GDI (B38)  
BOSCH



ASNU 156A  
Adjustable Fuel Rail



ASNU 231B  
Injector Adaptor



ASNU 265A  
Black 3.4mm Graphite Seal



ASNU 70P  
INJECTOR HARNESS  
Hirschmann Plug



## NOTES:

Tip - Fit ASNU 07 Pintle Cap over the combustion seal until the injector is fitted to the engine to keep the seal compressed

# GASOLINE DIRECT INJECTION



BMW GDI (B48)  
BOSCH HDEV6



ASNU 156A  
Adjustable Fuel Rail



ASNU 231B  
Injector Adaptor



ASNU 265F  
Black 2.7mm Graphite Seal



ASNU 70P  
INJECTOR HARNESS  
Hirschmann Plug




## NOTES:

# GASOLINE DIRECT INJECTION



BMW / Land Rover  
BOSCH HDEV6



ASNU 156A  
Adjustable Fuel Rail



ASNU 134  
Screw Thread Coupling



ASNU 265F  
Black 2.7mm Graphite Seal



ASNU 264  
Graphite Seal Fitting  
Tool



ASNU 70P  
INJECTOR HARNESS  
Hirschmann Plug

## NOTES:



# GASOLINE DIRECT INJECTION



BOSCH  
HDEV6



ASNU 257A  
Top O-Ring



ASNU 265C  
Black 2.6mm Graphite Seal



ASNU 258  
Adaptor



ASNU 70P  
INJECTOR HARNESS  
Hirschmann Plug

## NOTES:

# GASOLINE DIRECT INJECTION



BOSCH GDI  
HYUNDAI/KIA



ASNU271  
TOP 'O' RING 13mm



INJECTOR ADAPTER  
ASNU 268



ASNU 283B  
SPLIT WASHER



ASNU 202  
RUBBER DAMPING WASHER



ASNU 265A  
Black 3.4mm Graphite Seal



ASNU 70KA  
Harness Adapter Hyundai/Kia GDI  
Use with ASNU 70 Harness

## NOTES:

Tip - Fit ASNU 07 Pintle Cap over the combustion seal until the injector is fitted to the engine to keep the seal compressed


# GASOLINE DIRECT INJECTION

 <p>GM GDI</p>	 <p>ASNU 262 TOP O-RING</p>	 <p>ASNU 263 SPIRAL WASHER</p>	 <p>ASNU 03 Filter Basket</p>
	 <p>ASNU 265B BLACK 2.8mm GRAPHITE SEAL</p>	 <p>ASNU 223 GM GDI Lower Seal</p>	
	 <p>ASNU 258 ADAPTER</p>	 <p>ASNU 260 UNIVERSAL WIRING HARNESS</p>	

## NOTES:

Tip - Fit ASNU 07 Pintle Cap over the combustion seal until the injector is fitted to the engine to keep the seal compressed

# GASOLINE DIRECT INJECTION

 <p>DELPHI GDI</p>	 <p>ASNU 262 TOP O-RING</p>	 <p>ASNU 263 SPIRAL WASHER</p>
	 <p>ASNU 265B BLACK 2.8mm GRAPHITE SEAL</p>	 <p>ASNU 258 ADAPTER</p>
	 <p>ASNU 70 UNIVERSAL HARNESS</p>	 <p>ASNU 156A ADJUSTABLE FUEL RAIL</p>

## NOTES:

Tip - Fit ASNU 07 Pintle Cap over the combustion seal until the injector is fitted to the engine to keep the seal compressed

# GASOLINE DIRECT INJECTION



NISSAN GDI



ASNU 271  
TOP O-RING 13MM



ASNU 283B  
SPLIT SPACER



ASNU 265B  
BLACK 2.8MM GRAPHITE SEAL



ASNU 268  
ADAPTER



ASNU 70P  
INJECTOR HARNESS  
HIRSCHMANN PLUG



ASNU 156A  
ADJUSTABLE FUEL RAIL

## NOTES:

Tip - Fit ASNU 07 Pintle Cap over the combustion seal until the injector is fitted to the engine to keep the seal compressed

# GASOLINE DIRECT INJECTION



NISSAN  
QASHQAI GDI



ASNU 271  
TOP O-RING 13MM



ASNU 216  
SPLIT SEATING WASHER



ASNU 265A  
BLACK 3.4MM  
GRAPHITE SEAL



ASNU 210  
O-RING RETAINING CLIP



ASNU 268  
ADAPTER



ASNU 70  
UNIVERSAL  
INJECTOR HARNESS



ASNU 156A  
ADJUSTABLE FUEL RAIL

## NOTES:

- 1) DO NOT ATTEMPT TO REMOVE THE TOP FILTER - This should not be replaced.
- 2) When fitting the 265A seal, ensure it is fitted upside down, with the leading edge facing to the top of the injector to ensure the correct fitment. We also recommend fitting ASNU07 over the end to keep the seal tight until the injector is refitted to the engine.

# GASOLINE DIRECT INJECTION

 <p>VAUXHALL CONTINENTAL GDI</p>	 <p>ASNU 271 TOP O-RING</p>	 <p>ASNU 283B SPLIT SPACER</p>
	 <p>ASNU 211 FUEL RAIL SPACER CLIP</p>	 <p>ASNU 265B BLACK 2.8mm GRAPHITE SEAL</p>
	 <p>ASNU 268 ADAPTER</p>	 <p>ASNU 70P INJECTOR HARNESS Hirschmann Plug</p>

## NOTES:

Filter baskets are not serviceable for this injector

Tip - Fit ASNU 07 Pintle Cap over the combustion seal until the injector is fitted to the engine to keep the seal compressed

# GASOLINE DIRECT INJECTION

 <p>HONDA KEIHIN GDI</p>	 <p>ASNU 271 TOP O-RING</p>	 <p>ASNU 66W FILTER</p>
	 <p>ASNU 265A BLACK 3.4mm GRAPHITE SEAL</p>	
	 <p>ASNU 268 ADAPTER</p>	 <p>ASNU 70P INJECTOR HARNESS Hirschmann Plug</p>

## NOTES:

Split washer currently unavailable through ASNU

Suggestion - Fit 2 x ASNU 271 for testing

Tip - Fit ASNU 07 Pintle Cap over the combustion seal until the injector is fitted to the engine to keep the seal compressed

Use ASNU 86S4 Slim GDI Pin to remove filter basket












# GASOLINE DIRECT INJECTION

 <p>SIEMENS CONTINENTAL GDI</p>	 <p>ASNU 259 TOP O-RING</p>	 <p>ASNU 03 or 03W FILTER</p>	 <p>ASNU 283 SPLIT WASHER</p>
	 <p>ASNU 265 WHITE 3.2mm TEFLON SEAL</p>	 <p>ASNU 202 RUBBER DAMPING SEAL</p>	
	 <p>ASNU 57 ADAPTER</p>	 <p>ASNU 70P INJECTOR HARNESS Hirschmann Plug</p>	

## NOTES:

Tip - Fit ASNU 07 Pintle Cap over the combustion seal until the injector is fitted to the engine to keep the seal compressed

# GASOLINE DIRECT INJECTION

 <p>GDI</p>	 <p>ASNU 271 TOP O-RING 13MM</p>	 <p>ASNU 210 RETAINING CLIP</p>	 <p>ASNU 216 SPLIT O-RING SEATING WASHER (LOWER)</p>
	 <p>ASNU 206 DAMPING METAL RING</p>	 <p>ASNU 207 SPACER FOR DAMPING RING</p>	 <p>ASNU 208 RETAINING METAL WASHER</p>
	 <p>ASNU 205 DAMPER RETAINING CLIP</p>	 <p>ASNU 265A BLACK 3.4mm GRAPHITE SEAL</p>	

## NOTES:

Tip - Fit ASNU 07 Pintle Cap over the combustion seal until the injector is fitted to the engine to keep the seal compressed

# GASOLINE DIRECT INJECTION

 <p>BOSCH GDI</p>	 <p>ASNU 271 TOP O-RING</p>	 <p>ASNU 283B SPLIT WASHER</p>
	 <p>ASNU 204 DAMPER RETAINING CLIP</p>	 <p>ASNU 265A BLACK 3.4mm GRAPHITE SEAL</p>
	 <p>ASNU 268 ADAPTER</p>	 <p>ASNU 260 WIRING HARNESS UNIVERSAL</p>

## NOTES:

Tip - Fit ASNU 07 Pintle Cap over the combustion seal until the injector is fitted to the engine to keep the seal compressed

# GASOLINE DIRECT INJECTION

 <p>GDI</p>	 <p>ASNU 271 TOP O-RING</p>	 <p>ASNU 283B SPLIT WASHER</p>
	 <p>ASNU 265B BLACK 2.8mm GRAPHITE SEAL</p>	
	 <p>ASNU 268 ADAPTER</p>	 <p>ASNU 70P INJECTOR HARNESS Hirschmann Plug</p>

## NOTES:

Tip - Fit ASNU 07 Pintle Cap over the combustion seal until the injector is fitted to the engine to keep the seal compressed

# GASOLINE DIRECT INJECTION

 <p>GDI</p>	 <p>ASNU 08 TOP O-RING</p>	 <p>ASNU 283C SPLIT WASHER</p>
	 <p>ASNU 203 RUBBER DUST SEAL</p>	 <p>ASNU 265B BLACK 2.8mm GRAPHITE SEAL</p>
	 <p>ASNU 57 ADAPTER</p>	 <p>ASNU 260 INJECTOR HARNESS UNIVERSAL</p>

## NOTES:

Tip - Fit ASNU 07 Pintle Cap over the combustion seal until the injector is fitted to the engine to keep the seal compressed

# GASOLINE DIRECT INJECTION

 <p>BOSCH HDEV5 GDI</p>	 <p>ASNU 271 TOP O-RING</p>	 <p>ASNU 283B SPLIT WASHER</p>
	 <p>ASNU 66W FILTER</p>	 <p>ASNU 265A BLACK 3.4mm GRAPHITE SEAL</p>
	 <p>ASNU 268 ADAPTER</p>	 <p>ASNU 260 INJECTOR HARNESS UNIVERSAL</p>

## NOTES:

Tip - Fit ASNU 07 Pintle Cap over the combustion seal until the injector is fitted to the engine to keep the seal compressed

Use ASNU 86S4 Slim GDI Pin to remove filter basket

# GASOLINE DIRECT INJECTION

 <p>MAZDA GDI</p>	 <p>ASNU 218 TOP O-RING</p>	<p>SPLIT WASHERS NOT CURRENTLY AVAILABLE THROUGH ASNU</p>
	 <p>ASNU 03 or 03W FILTER</p>	
	 <p>ASNU 231 COUPLING</p>	 <p>ASNU 70 INJECTOR HARNESS UNIVERSAL</p>

## NOTES:

# GASOLINE DIRECT INJECTION




OPTIMAX - MERCURY  
MARINE ENGINE



ASNU 248  
SERVICE KIT



ASNU 68  
INJECTOR ADAPTER COUPLING KIT



ASNU248A  
TEFLON SEAL  
INSTALLATION TOOL



ASNU 70  
UNIVERSAL HARNESS

## NOTES:




# GASOLINE DIRECT INJECTION



FICHT INJECTOR



E-TEC INJECTOR



ASNU 185SK  
Seal Kit for E-TEC

CLEAN & TEST THE INJECTORS USING THE ASNU 2 STROKE GDI BOX & FOLLOW THE INSTRUCTIONS SUPPLIED

## NOTES:




FICHT & E-TEC INJECTORS CAN ONLY BE SERVICED AND CHECKED USING THE ASNU 2 STROKE GDI ADAPTOR BOX IN CONJUNCTION WITH AN ASNU CLASSIC GDI OR ASNU GDI ADAPTOR BOX AND ASNU CLASSIC.

# PIEZO INJECTORS



**SIEMENS  
PIEZO GDI**  
BMW  
Gasoline Direct  
Injection



**ASNU120**  
FUEL RAIL FOR  
SIEMENS PIEZO INJECTORS



**ASNU 121**  
INJECTOR TO FUEL RAIL  
COUPLING FOR  
SIEMENS PIEZO INJECTORS



**ASNU265**  
WHITE 3.2mm  
TEFLON SEAL



**ASNU124**  
PIEZO INJECTOR WIRING HARNESS

**PIEZO ADAPTER BOX**  
CHOICE OF TWO COLOURS

THE ABOVE RAIL, COUPLINGS & WIRING ARE PART OF  
THE STARTER KIT SUPPLIED WITH THE ASNU PIEZO  
ADAPTER BOX



**ASNU 219**  
PIEZO FILTER BASKET



## TECHNICAL NOTES:



**ASNU 219T**  
FILTER BASKET FITTING TOOL







USE ASNU 219T TOOL TO FIT THE NEW FILTER  
BASKET. PLEASE SEE OUR VIDEO ON OUR  
WEBSITE FOR INSTRUCTIONS:  
[WWW.ASNU.COM/VIDEOS](http://WWW.ASNU.COM/VIDEOS)



**ASNU 8654**  
FILTER REMOVAL PIN

USE ASNU 8654 GDI PIN TO REMOVE THE FILTER

# PIEZO INJECTORS

 <p><b>BOSCH PIEZO GDI MERCEDES Gasoline Direct Injection</b></p>	 <p><b>ASNU 156A ADJUSTABLE FUEL RAIL</b></p>	 <p><b>ASNU 123 INJECTOR TO FUEL RAIL COUPLING FOR BOSCH PIEZO INJECTORS</b></p>	
	 <p><b>ASNU265 WHITE 3.2mm TEFLON SEAL</b></p>	 <p><b>ASNU123A FUEL RAIL O-RING</b></p>	 <p><b>ASNU123B TOP O-RING</b></p>
	<p><b>PIEZO ADAPTER BOX CHOICE OF TWO COLOURS</b></p> <p>THE ABOVE RAIL, COUPLINGS &amp; WIRING ARE PART OF THE STARTER KIT SUPPLIED WITH THE ASNU PIEZO ADAPTER BOX</p>		 <p><b>ASNU124 PIEZO INJECTOR WIRING HARNESS</b></p>
			


## TECHNICAL NOTES:

Tip - Fit ASNU 07 Pintle Cap over the combustion seal until the injector is fitted to the engine to keep the seal compressed

FOR TECHNICAL ASSISTANCE, PLEASE CALL:  
UK (44) (0)208 420 4494 OR EMAIL: [enquiries@asnu.com](mailto:enquiries@asnu.com)

# PIEZO


## PETROL/GASOLINE



SIEMENS



BOSCH



ASNU I24



ASNU I56A



ASNU I24



# PIEZO GDI ADAPTER BOX


# ASNU PIEZO

## Diagnosing Injector Performance



Piezo injector is the current system of choice of major executive vehicle manufacturers. Piezo injectors can respond so quickly that they can allow the vehicle to run at incredible air/fuel ratios of up to 60:1 in some engines. Compared to standard vehicles running at 14:1 air/fuel ratios, this means the minimum amount of fuel is used and the exhaust emissions are virtually non-existent, while still maintaining excellent drivability and performance. As you can imagine, the performance of these injections is critical, maintenance should not be an option, it should be mandatory.

*How often do you check your Piezo injectors?*


Piezo injections offer performance, driveability, economy and the ultimate in exhaust emissions.




How do  
you  
test your  
Piezo injectors?



## Equipment Included in Piezo Adapter Box



Adjustable Fuel Rail



Siemens Fuel Rail



Injector Harness



Siemens Coupling (QTY 6)



Siemens Coupling (QTY 6)



Connection Harness

## Special Features

In conjunction with a world leading vehicle manufacturer, ASNU have created this purpose built adapter box.

- ◆ Easy to use test functions using the latest Piezo technology
- ◆ Easy connections to Classic GDi Machine or GDi adapter Box.
- ◆ Universal fittings for Piezo type injectors
- ◆ Dimensions: 300mm x 190mm x 220mm in a robust metal casing.

**ASNU**<sup>TM</sup> = *good as new...*

ASNU Corporation Europe Ltd  
65-67 Glencoe Road,  
Bushey, Herts  
WD23 3DP (UK)  
Tel: (+44) 2084204494  
Email: enquiries@asnu.com  
www.asnu.com

DISTRIBUTOR



# GDI Adapter Box



The ASNU GDI Adapter Box is designed to work with all ASNU produced machines.

The GDI systems operate in SEQUENTIAL mode; firing fuel to each injector in turn directly in to the combustion chamber, as opposed to the conventional SIMULTANEOUS mode as used in most manifold injection systems.

The ASNU GDI Adapter Box is designed to work with all currently produced injectors. As the Gasoline engine develops into the GDI production, ASNU will work to maintain the system with updates as the new systems are introduced.

To enable the user to analyse the fuel spray pattern easier and measure the fuel flow rate more accurately, the ASNU GDI Adapter Box has a specific range of settings that will enable the user to check the injectors electronic operation, clearly see the injectors spray pattern form and accurately measure the injector delivery flow rates.

## **GDI Adapter Box Features**



- Suitable For All Types GDI Injectors
- 18 Various M/S & RPM Test Settings
- Simulates on-car Spray Patterns & Flow Rates
- Tests Up To 8 GDI/FSI Injectors at one time
- Suitable for Standard Manifold Injectors
- Sequential Injector Firing Operation
- Single Injector Selection During Multi Injector Operation
- Injector Inductance Test - Checking Injector Electro Magnetic Circuit
- Injector Leak Down Test
- Ultrasonic Injector Cleaning Cycle
- 12 Language Selection Screen
- Easy to Read LCD Screen
- Membrane Key Pad
- Updates Old ASNU Machine To Latest Specification
- Use with Any ASNU System
- Power Supply - AC Input 90 - 264 V



# 2 STROKE GDI MARINE ADAPTER BOX



The 2SGDI system has been produced to drive Evinrude and Ficht Direct Injectors with an ASNU Classic GDI machine



## Ficht & ETEC Injector Applications:

- Marine (Evinrude, Johnson outboards and Sea Doo jet skis)
- Snow (Ski doo, and Polaris snowmobiles)
- Land (Polaris and Bombardier ATV products)

## 2 Stroke GDI Box Benefits:

- Run Ficht and ETEC injectors using any ASNU Classic GDI machine / GDI Box
- Recover seized injectors.
- Clean fouled injectors
- Leak test injectors
- Dynamic flow test injectors (pulsing)
- View spray patterns



### Injector Driver Technical details:

- Automatic detection of Ficht or ETEC injector connection
  - High voltage drive
    - Uni-directional high current drive (Ficht)
    - Bi-directional high current drive (E-TEC)
- 100 – 5000 injections per minute pulsing range
- 96 – 264Vac 50/60Hz electrical supply range


### 2 Stroke GDI Box Kit Contents:



**ASNU 2SGDI**  
Driver Box




**ASNU 147**  
Mains power lead




**ASNU 185D**  
Ficht & E-TEC Mounting Frame



**ASNU 185PH**  
Pintle Holder




**ASNU 185Ficht**  
Injector Fuel Connection &  
Blanking plug for Ficht



**ASNU 185ETEC**  
Injector Fuel Connection &  
Blanking plug for E-TEC



**ASNU 185T**  
Cleaning Tray



**ASNU 150M**  
Display Window



**ASNU 185F**  
Injector Harness for  
Ficht



**ASNU 185E3**  
Injector Harness for  
E-TEC 3-Pin



**ASNU 185E2**  
Injector Harness for  
E-TEC 2-Pin



**ASNU 125**  
Adapter box to ASNU  
connection cable



**ASNU 185SK**  
E-TEC Seal Kit

In addition to the supplied contents, you will also require:



**ASNU Classic GDI /**  
GDI Box



**ASNU 266EXT**  
Injector Extraction Tool



**ASNU 42**  
Flowrite



**ASNU 41**  
Bioclean

ASNU Corporation Europe Ltd  
 65-67 Glencoe Road, Bushey, Hertfordshire, WD23 3DP  
 Tel: +44 (0) 208 4204494 Email: [enquiries@asnu.com](mailto:enquiries@asnu.com), Web: [www.asnu.com](http://www.asnu.com)



## ASNU GDI Extractor Tool

Part No: ASNU266EXT





The ASNU GDI Injector Extractor tool has been designed by ASNU for the safe removal of tight fitting or inaccessible GDI injectors. This tool will be an essential, valuable and welcome addition to the tool range of any technician involved with the removal of GDI Injectors.




The GDI Injectors are built to a one micron tolerance; possibly the finest tolerance of any mechanical part on the engine.



Removing these injectors without the correct tool can possibly alter the seating of the pintle shaft of the injector, which can cause leaking or "sticking" problems for the valves pintle or it can even break the pintle ball off the end of the shaft. Any of these issues will render the injector as scrap and will require a new one. Hopefully the issue will be identified BEFORE it's fitted back in to the engine, where if not, it could cause untold damage to the engine's combustion chamber.



ASNU has tested and serviced more GDI injectors than anyone else in the world and have seen injectors damaged beyond recognition by "Technicians" struggling to remove GDI injectors without the correct tools. The kit in its basic format will safely grip all gasoline solenoid injectors in the grooves designed for extraction purposes.




There is also an optional extra designed for extracting the BMW Piezo Injectors (ASNU 266BMW) As the injectors connecting pipe is offset, it is very easy for technicians to try and remove these injectors, pulling them out at the wrong angle and damaging them without the use of the ASNU tool.





## ASNU Adjustable Injector Test Rail & ASNU GDI Fuel Rail Holder

The new ASNU I56A Adjustable Injector Test Rail has been designed to allow the ASNU user to quickly and easily install and test various different physical sized injectors without having to change the test rails they are mounted into.



Operation of the rail is very simple - by simply releasing the clamp levers, you can quickly release the injectors for easy removal and install. Once the injectors are in place, just turn the levers to secure their position.

This will really help reduce the time to test a set of injectors!

**Part Number: ASNU I56A**


# ACCESSORIES & SPARES



## ASNU GDI Fuel Rail Holder



The new fuel rail holder is deep enough to allow the adjustable securing frame to go down to very small injectors (such as Pico) when installing or removing them. The fuel rail holder makes it easy to work whilst installing and removing injectors, whilst at the same time capturing the residual fuel that is released from the rail when the injectors are removed, which can then be returned to the fuel tank reservoir.



The fuel rail holder can also be used as a waste receptacle when flushing the injectors before re-testing them, ensuring that the water based ultrasonic fluid (that may still be inside the injectors after ultrasonic cleaning) is removed and disposed of so as not to contaminate the oil-based test fluid in the machine.


**The GDI Fuel Rail Holder (Part No ASNU 885) is included when you order ASNU I56A Adjustable Injector Test Rail**

# ACCESSORIES & SPARES

## ASNU REMOTE CONTROL SOFTWARE & Optional Variable Voltage add-on box

Introducing the ASNU Remote Control Software

The Remote Control software is designed to work alongside the ASNU Classic GDI. The Asnu Classic GDI machine is pre-programmed with a limited set of injector testing settings, so running the ASNU Remote Control Software with the machine will allow you to take more control when testing and servicing your injectors and replicate behaviour much closer to on-vehicle performance.



### Part Numbers:

ASNU Remote Control Software: **ASNU Remote**  
ASNU Variable Voltage add-on box: **ASNU 630\***



\*Followed by UK, EU, USA or AUS depending on power plug requirement

# ACCESSORIES & SPARES

## Features of the ASNU Remote Control Software

Full control of injector parameters including the following:

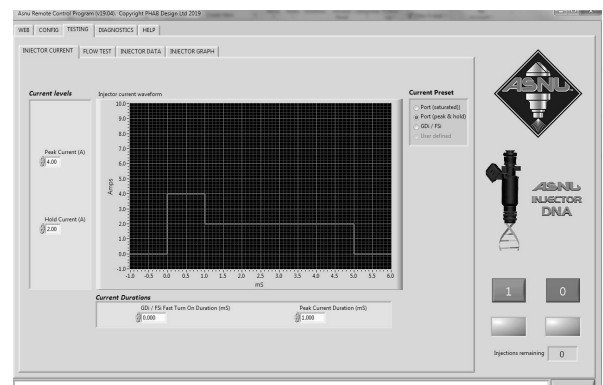
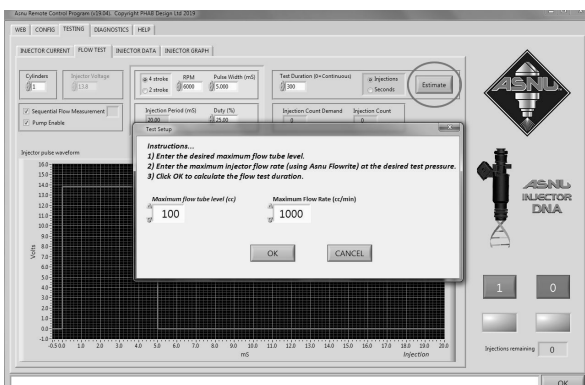
- \* Fast Turn On Time (GDI/FSI)
- \* Engine Speed
- \* Peak Current
- \* Pulse Width
- \* Hold Current
- \* Duty
- \* Flow Test Duration (injections or seconds)
- \* 4 or 2 Stroke selection
- \* Injector Voltage (Optional extra in conjunction with the Variable Voltage USB controlled power supply box. Range 0V - 18V)

Other features include:

- \* Ability to automatically estimate the flow test duration that will be required to fill the flow tubes
- \* Graphical representation of the injector Offset / Dead-time
- \* The ability to generate the Offset / Deadtime data for any injector at different voltages and pressures
- \* Ability to match sets of injectors
- \* Automatic conversion of flow values from volume in (cc) to flow rate (cc/min and lbs/hour)
- \* Flow results and test settings can be saved, viewed and printed (Excel or Excel file compatible reader required)
- \* Automatic conversion of flow values from Asnu FlowRite liquid to Vehicle fuel including user adjustment for different fuels
- \* Graphical representation of the injector Pulse Width and Duty
- \* Graphical representation of the injector current demand
- \* Built in User manual and instruction links
- \* Ability to save configuration settings
- \* Free 10 day trial available

### System Requirements:

- ASNU Classic GDI
- Windows 7, 8 or 10 (32 and 64 bit supported)
- PC/Laptop with USB port (2 x USB ports required if you order the optional Variable Voltage Box)
- ASNU Classic GDI Firmware version 19.04 or later is required to make use of all the program features
- ASNU Classic GDI with Serial number 423900 or newer otherwise ASNU 631 Upgrade Kit with board is required



# ACCESSORIES & SPARES




**ASNU41C**  
**BIO-CLEAN ULTRASONIC**  
**CLEANING FLUID**  
**CONCENTRATE**  
**1 LITRE BOTTLE**



**ASNU41**  
**BIO-CLEAN ULTRASONIC**  
**CLEANING FLUID PRE-MIX**  
**5 LITRE BOTTLE**



**ASNU42**  
**FLOW-RITE**  
**CALIBRATION FLUID**  
**5 LITRE BOTTLE**



**ASNU44**  
**ADAPTER COUPLING EXTRA**  
**LONG FOR SHORT INJECTORS**  
**WITH 14.5MM O-RING**



**ASNU45**  
**ADAPTER COUPLING EXTRA**  
**LONG FOR JAPANESE**  
**INJECTORS WITH 11MM O-RING**



**ASNU47**  
**8MM FEMALE**  
**ADAPTER COUPLING**  
**FOR 8MM MALE COLD START**  
**INJECTOR**



**ASNU48**  
**10MM MALE**  
**ADAPTER COUPLING**  
**FOR 10MM FEMALE**  
**COLD START INJECTOR**



**ASNU49**  
**ADAPTER COUPLING**  
**COLD START INJECTOR**  
**HOSE TYPE (12-13MM)**



**ASNU50**  
**10MM FEMALE**  
**ADAPTER COUPLING**  
**FOR 10MM MALE**  
**COLD START INJECTOR**

# ACCESSORIES & SPARES



ASNU54  
8MM MALE  
ADAPTER COUPLING  
FOR 10MM FEMALE  
CIS (K-JET)




ASNU55  
12MM FEMALE  
ADAPTER COUPLING  
FOR 12MM MALE  
CIS (K-JET)



ASNU57  
ADAPTER COUPLING  
BOSCH, LUCAS, WEBER,  
MARELLI, SIEMENS  
TESTS INJECTORS  
WITHOUT REMOVING  
INLET FILTER



ASNU58  
ADAPTER COUPLING  
TESTS MULTIPOST  
INJECTORS WITH FUEL  
HOSE INSTALLED



ASNU59  
ADAPTER COUPLING  
SLIM TYPE DENSO  
TESTS INJECTORS  
WITHOUT REMOVING  
INLET FILTER



ASNU68  
ADAPTER COUPLING KIT  
MERCURY MARINE  
OPTIMAX GDI INJECTOR



ASNU70  
UNIVERSAL HARNESS  
CONNECTS MOST  
MULTIPOST INJECTORS

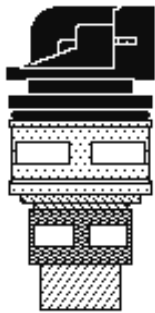


ASNU70P  
INJECTOR HARNESS  
HIRSCHMANN FITMENT

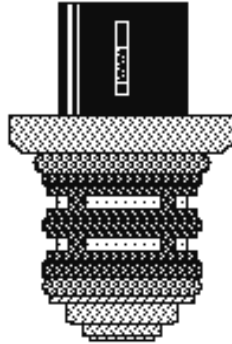



ASNU71  
ADAPTER BLOCK  
GM TBI MAXI  
WITH CUSTOM HARNESS

# ACCESSORIES & SPARES



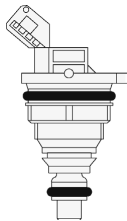

**ASNU72**  
**ADAPTER BLOCK**  
**GM TBI MULTEC**  
**WITH CUSTOM HARNESS**  
 (single block - use ASNU115  
 for Quad Block)



**ASNU73**  
**ADAPTER BLOCK**  
**FORD CFI - HOLLEY SPI**  
**CHRYSLER & BOSCH**  
**WITH CUSTOM HARNESS**  
 (single block - use  
 ASNU113 for twin block)



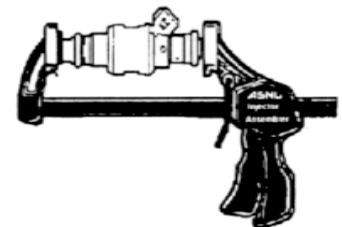
**ASNU76**  
**ADAPTER BLOCK**  
**BOSCH SPI**  
 (Tests 1 injector)



**ASNU78**  
**ADAPTER BLOCK**  
**FORD ZETA MPI/SPI**  
**(BOSCH / WEBER /**  
**SIEMENS / DENSO)**  
 (Tests 4 injectors)



**ASNU81**  
**CUSTOM NYLON COVER**  
**FOR ASNU MACHINE**



**ASNU84**  
**PINTLE CAP & FILTER**  
**ASSEMBLY TOOL**



# ACCESSORIES & SPARES




ASNU86  
FILTER BASKET  
REMOVAL TOOL



ASNU86S4  
4MM GDI FILTER  
REMOVAL PIN



ASNU87  
CUSTOM FIT  
RUBBER BENCH MAT



ASNU89  
WEBER / SIEMENS  
TOP FEED MULTIPOINT  
"MINI PECO INJECTOR"  
ADAPTER PLATE  
twin pack




ASNU92  
INJECTOR SERVICE  
REPORT PAD  
50 SELF CARBON  
(ENGLISH ONLY)



ASNU95  
PERSPEX CLEANING  
TRAY FOR K-JETRONIC  
INJECTORS




ASNU97  
SIDE FEED INJECTOR  
CLEANING TRAY  
(SHALLOW)




ASNU99  
Mini Peco S/S Injector Cleaning Tray


# ACCESSORIES & SPARES



ASNU103  
ADAPTER BLOCK  
NISSAN JECS  
(Tests 6 injectors)



ASNU104  
ADAPTER BLOCK  
TOYOTA JECs MPI  
PREVIA / TARAGO  
(Tests 6 injectors)



ASNU105  
ADAPTER BLOCK  
NISSAN PATHFINDER /  
NAVARA  
(Tests 4 injectors)



ASNU106  
ADAPTER BLOCK  
NISSAN / SUBARU SPI  
(Tests 6 injectors)

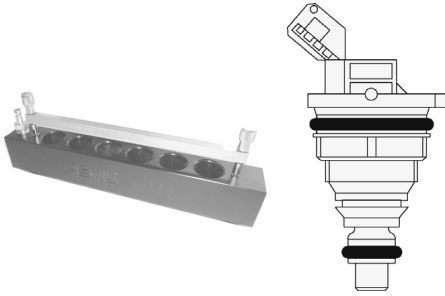


ASNU107  
ADAPTER BLOCK  
MAZDA DENSO  
(Tests 6 injectors)




ASNU109  
ADAPTER KIT  
GM VORTEC 4.3L & 5.7L  
LATE VERSION  
(Includes ASNU109H  
Harness & Cleaning Tray)

# ACCESSORIES & SPARES



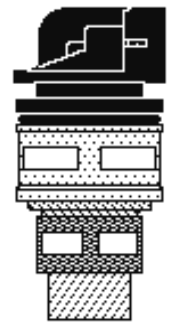


ASNU110  
ADAPTER BLOCK  
FORD ZETA / SIEMENS  
CHRYSLER 3.5L  
(Tests 6 injectors)



ASNU112  
ADAPTER BLOCK  
NISSAN MICRA JECS  
(Tests 4 injectors)



ASNU115  
ADAPTER BLOCK GM  
TBI MULTEC 700  
(Tests 4 injectors, includes  
custom harness)



ASNU116  
CUSTOM HARNESS FOR 8 DELPHI  
INJECTORS & 8 ROCHESTER TBI 700  
MULTEC INJECTORS



ASNU133  
COUPLING FOR SIEMENS PORSCHE  
GDI INJECTOR



ASNU 134  
BOSCH SCREW TOP GDI  
INJECTOR COUPLING

# ACCESSORIES & SPARES



ASNU150  
FLOW DISPLAY  
WINDOW



ASNU151  
CALIBRATION FLUID  
TANK COVER



ASNU152  
GLASS MEASURING  
CYLINDER - MM



ASNU153  
ULTRASONIC BATH  
INJECTOR CRADLE



ASNU154  
CALIBRATION FLUID  
IN-LINE FILTER



ASNU155  
FUEL PUMP  
FILTER



ASNU156A  
ADJUSTABLE INJECTOR  
RAIL ASSEMBLY  
(includes 8 capping off nuts  
& 88S Fuel Rail Holder)



ASNU181  
EXTENSION BOLTS  
(FOR USE WITH OLD  
ASNU 156 RAILS)



ASNU219T  
PIEZO FILTER TOOL

# ACCESSORIES & SPARES



**ASNU258**  
GM/Hyundai/Kia Adapter



**ASNU266**  
Seal Compression Tool  
For use with ASNU 265/265A/265B as shown



**ASNU266X**  
Seal Fitting Cone (on its own)



**ASNU267**  
GDI Cleaning Tray



**ASNU268**  
GDI 13mm Adapter



**ASNU708**  
BACKLIGHT KIT  
(Add light to view Spray Patterns on older style ASNU machines )

## MISC. O-RINGS




ASNU52  
Lower for  
ASNU51 Coupling



ASNU53  
Upper for ASNU51,  
fits ASNU156 Test Rail  
& ASNU54 K-Jet Coupling



ASNU157  
FITS CAPPING  
OFF NUT



ASNU71A  
Fits Adapter Blocks  
ASNU71



ASNU404  
O-Ring  
Measuring Cylinder  
Couplings - Upper  
(Hitech Machine)



ASNU405  
O-Ring  
Measuring Cylinder  
Couplings - Lower  
(Hitech Machine)



ASNU417  
O-Ring  
Measuring Cylinder  
Couplings - Upper  
(ASNU Machine)



ASNU419  
O-Ring  
Measuring Cylinder  
Couplings - Lower  
(ASNU Machine)



ASNU418  
Spacer  
Bottom of Cylinder  
to Rack  
(ASNU Machine)

# ACCESSORIES & SPARES

## ASNU FILTERS

### Brass Ring Size

6mm

5.5mm

6mm

6mm

6.5mm



### Material & Filter length including Brass Ring

Plastic  
6mm

Plastic  
8mm

Plastic  
10mm

Wire  
10mm

Plastic  
13mm

### ASNU PART NUMBER

**ASNU 02**

**ASNU 02A**

**ASNU 03**

**ASNU 03W**

**ASNU 04**

### Brass / Metal / Plastic Ring Size

6mm

7mm

10.4mm

4.6mm

4.1mm



### Material & Filter length including Brass/Metal Ring

Stainless Steel  
9.9mm

Stainless Steel  
7.3mm

Plastic  
13mm

Wire  
11.8mm

Wire  
14.9mm

### ASNU PART NUMBER

**ASNU 03SS6**

**ASNU 03SS7**

**ASNU 30F**

**ASNU 66W**

**ASNU 67**

# ACCESSORIES & SPARES

## ASNU FILTERS CONTINUED

### Brass / Metal / Plastic Ring Size

6mm

6mm

6.2mm



### Material & Filter length including Brass Ring

Plastic  
10.6mm

Plastic  
11mm

Plastic  
11.5mm

### ASNU PART NUMBER

**ASNU 186**

**ASNU 198**

**ASNU 199**



## WARRANTY DISCLAIMER

Although the information contained within this catalog is believed to be reliable, no warranty (expressed or implied) can be made as to its accuracy or completeness, nor is any responsibility assumed by the seller of the ASNU DIAGNOSTIC TEST BENCH & ULTRASONIC FUEL INJECTOR CLEANER or anyone connected with it for loss or damages suffered through reliance on any information contained in this catalog.

SPECIFICALLY, NO WARRANTY OF MERCHANTABILITY, FITNESS FOR A PARTICULAR PURPOSE OR ANY OTHER WARRANTY IS MADE OR TO BE IMPLIED WITH RESPECT TO THIS CATALOG AND ITS CONTENTS. IN NO EVENT WILL SELLER BE LIABLE FOR ANY DAMAGES, DIRECT OR INDIRECT, CONSEQUENTIAL OR COMPENSATORY, INCLUDING, WITHOUT LIMITATION, LOST PROFITS, FOR ANY REPRESENTATIONS, BREACHES OR DEFAULTS ARISING OUT OF THE USE OF THIS CATALOG.

Customer agrees to indemnify seller and hold it harmless against all claims and damages, including without limitation, reasonable attorney's fees arising from the use of this catalog, unless such claims or damages result from the infringement of any copyright or other proprietary right of any third party.

## TECHNICAL INFORMATION

Due to the wide design variety of injectors between different manufacturers, we strive to maintain the information in this catalog up to date.

We welcome recommendations and comments regarding the ASNU machine functionality, maintenance, and pictures or samples of injectors that require study & adapter development that do not appear in this catalogue.

Please e-mail: [enquiries@asnu.com](mailto:enquiries@asnu.com)

Please visit our web site: [www.asnu.com](http://www.asnu.com)



# INDEX

Part No:	Page Numbers										
ASNU 02	23	27									
ASNU 02A	37										
ASNU 03	11	12	14	15	16	17	18	19	20	21	22
	24	25	26	29	30	31	32	33	35	36	39
ASNU 04	28										
ASNU 05	28										
ASNU 07	15	16	18	19	20	22	53	87			
ASNU 08	11	17	23	28	37						
ASNU 09	11	17	28								
ASNU 10Y	49										
ASNU 11	15	16									
ASNU 12	13										
ASNU 12B	13										
ASNU 13	11										
ASNU 14	12	24	25	26	27	29	30	31	32	33	34
	38	39	42	50	58	59	60	63	81		
ASNU 15	18	19	20	21	22	36	44	46			
ASNU 16	15	16	46								
ASNU 17	18	19	20	21	22	35	36	41	44	45	47
ASNU 18	20	21	22	41	44	45	46	47			
ASNU 21	24										
ASNU 23	11										
ASNU 24	13	14	15	16	17	18	19	20	21	22	28
	51	52	53	54	61						
ASNU 25	11	12	13	14	15	16	17	18	19	20	21
	22	27	28	57							
ASNU 26	11	58	60								
ASNU 27	11										
ASNU 28	17										
ASNU 30	14	40	49	85							
ASNU 30A	14										
ASNU 30B	14										
ASNU 30F	38	40									
ASNU 30G	37										
ASNU 30H	14	40									
ASNU 30M	39										
ASNU 33	11	17									
ASNU 34	15	16									
ASNU 35	11	58	59								
ASNU 36	11										
ASNU 37	11										
ASNU 38	18										
ASNU 38B	20	21									
ASNU 44	27	30	34	38	42						
ASNU 45	37	49									
ASNU 50	13										
ASNU 54	13										


Part No:	Page Numbers										
ASNU 55	13										
ASNU 56	67	68									
ASNU 57	11	12	17	23	24	25	26	28	29	31	32
	33	39	50	65	66	69	70	72	92	96	
ASNU 58	15	16									
ASNU 59	14	18	19	20	21	22	35	36	40	41	44
	45	46	47	48							
ASNU 60E	54										
ASNU 60F	54										
ASNU 60G	54										
ASNU 60H	54										
ASNU 60J	54										
ASNU 61A	53										
ASNU 62A	58	60	62								
ASNU 62B	62										
ASNU 62C	62										
ASNU 64A	55	56									
ASNU 64B	55										
ASNU 64C	55										
ASNU 64D	55										
ASNU 64E	55										
ASNU 64F	55										
ASNU 64H	55										
ASNU 65A	61	63									
ASNU 65B	61										
ASNU 65C	60	61									
ASNU 65D	61										
ASNU 65E	61										
ASNU 66W	73	74	75	97							
ASNU 67	66	80	82	91							
ASNU 68	98										
ASNU 70	11	12	14	15	16	17	18	19	20	21	22
	23	24	25	26	27	28	31	32	33	34	35
	36	38	39	40	41	42	44	45	46	47	48
	50	51	52	53	57	58	59	60	63	64	78
	79	81	87	89							
ASNU 70H	38	49									
ASNU 70KA	85										
ASNU 70P	37	66	73	77	84	88	90	91	92	95	
ASNU 71	54										
ASNU 71A	119										
ASNU 72	55	56									
ASNU 73	62										
ASNU 76	61										
ASNU 78	58	60	63								
ASNU 78C	63										
ASNU 78D	58	59									

# INDEX

Part No:	Page Numbers											
ASNU 86	115											
ASNU 87	115											
ASNU 89	24	25	27	29	30	31	32	33	34	37	38	
	39	42	67	68	69	70	71	72	73	74	75	
ASNU 92	115											
ASNU 95	13											
ASNU 97	53	54	59	60	61	62	115					
ASNU 99	115											
ASNU 102B	39											
ASNU 103	52											
ASNU 103A	52											
ASNU 103B	52											
ASNU 103C	52											
ASNU 103E	52											
ASNU 103K	52											
ASNU 103X	52											
ASNU 104	51											
ASNU 104A	51											
ASNU 104B	51											
ASNU 104C	51											
ASNU 105	57											
ASNU 105A	57											
ASNU 105B	57											
ASNU 105C	57											
ASNU 106	53											
ASNU 106B	53											
ASNU 106C	53											
ASNU 107	59											
ASNU 107A	59											
ASNU 107X	59											
ASNU 109	116											
ASNU 110	58	60	63									
ASNU 112	64											
ASNU 112A	64											
ASNU 112B	64											
ASNU 114	60	117										
ASNU 115	55	56	68									
ASNU 116	29	30										
ASNU 120	100											
ASNU 121	77	100										
ASNU 123	80	82	101									
ASNU 123B	101											
ASNU 124	104	105										
ASNU 133	79											
ASNU 134	78											
ASNU 150	118											

Part No:	Page Numbers											
ASNU 151	118											
ASNU 152	118											
ASNU 153	118											
ASNU 154	118											
ASNU 155	118											
ASNU 156A	118	85	86	90	91							
ASNU 157	119											
ASNU 181	84											
ASNU 183	39											
ASNU 186												
ASNU 190	33											
ASNU 191	32											
ASNU 192	31											
ASNU 193A	82											
ASNU 193B	78											
ASNU 194	42											
ASNU 195	39											
ASNU 198	39											
ASNU 202	85	92										
ASNU 203	96											
ASNU 204	94											
ASNU 205	93											
ASNU 206	93											
ASNU 207	93											
ASNU 208	93											
ASNU 209	80	82										
ASNU 210	95											
ASNU 211	90											
ASNU 212	80											
ASNU 213	80											
ASNU 214	80											
ASNU 216	95											
ASNU 217	73											
ASNU 218	101											
ASNU 219	104	122										
ASNU 231	101											
ASNU 231B	84											
ASNU 232	80	82										
ASNU 234	65											
ASNU 239	26	29	30									
ASNU 242	35	36										
ASNU 245	46											
ASNU 247	34	48	50									
ASNU 248	98											
ASNU 254	29	30										





**ASNU Corporation Europe Ltd**  
Tel: +44 (0) 208 420 4494  
E-mail: [orders@asnu.com](mailto:orders@asnu.com) Web: [www.asnu.com](http://www.asnu.com)